TRANSTECNO®

the modular gearmotor

CMG

CMG

CMG Alu

斜齿轮减速电机

Helical in-line gearmotors



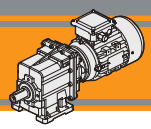

ENERGY SAVING

索引	*Index*	页码 *Page*
技术特征	*Technical features*	**B2**
选型	*Classification*	**B3**
运转方向	*Direction of rotation*	**B4**
代号说明	*Symbols*	**B4**
润滑	*Lubrication*	**B4**
径向负荷	*Radial loads*	**B5**
电机适配表	*Motors adapters*	**B5**
技术参数	*Technical data*	**B6**
尺寸参数	*Dimensions*	**B20**

该样本为最新版本，可替代以往的任何版本及修订版。如果您是通过非正式渠道取得，不能保证是最新内容，最新版可在本公司网站上查阅 **www.transtecno.com**

This section replaces any previous edition and revision. If you obtained this catalogue other than through controlled distribution channels, the most up to date content is not guaranteed. ***In this case the latest version is available on our web site www.transtecno.com***

技术特征

CMG斜齿轮减速电机具有高度模块化的设计特点。 可选用不同的法兰和底座组建各种减速机方案。

CMG系列的主要特征：

- 型号00、01、02、03、04使用压铸铝合金的箱体和输入法兰；
- 底座和输出法兰使用铸铁材料；
- 磨削硬齿面斜齿轮；
- 使用长寿命合成润滑油。

Technical features

The high degree of modularity is a design feature of CMG helical in-line gearmotors range. It is possible to set up the version required using flanges or feet.

The main features of CMG range are:

- *Die-cast aluminium housings and input flanges for sizes 00, 01, 02, 03 and 04.*
- *Cast iron feet and output flanges;*
- *Ground-hardened helical gears;*
- *Permanent synthetic oil long-life lubrication.*

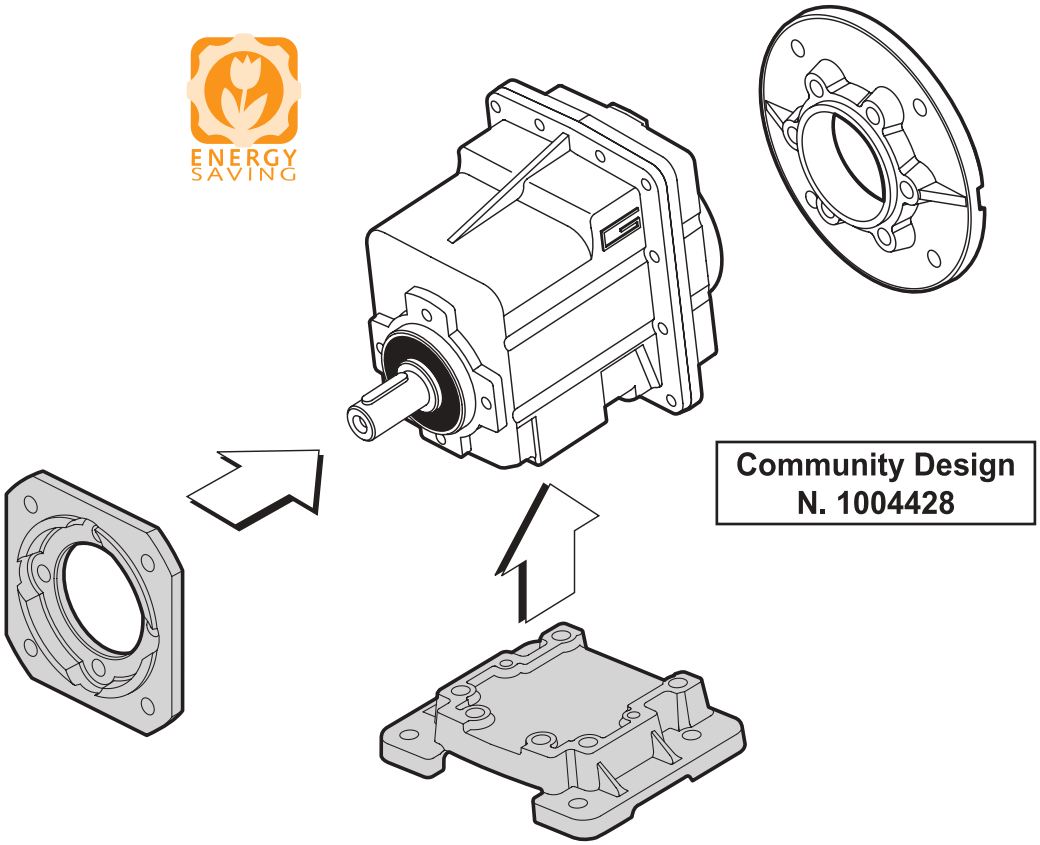

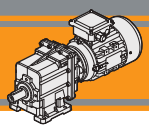

选型 *Classification*

U

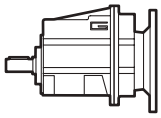

H

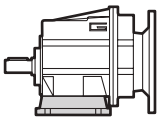

F

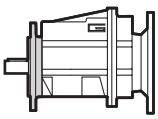

H/F

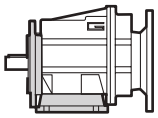

减速机 / *GEARBOX*							
CMG	**01**	**2**	**H65**	**9.81**	**D20**	**71**	**B14**
类型 *Type*	型号 *Size*	级数 *Stages*	底座/输出法兰型号 *Version*	速比 *Ratio*	输出轴 *Output shaft*	IEC	法兰形式 *Version*
CMG	**00** **01** **02** **03** **04**	**2** **3**	**U...** **H...** **F...** **H.../F...**	见表格 *see tables*	见表格 *see tables*	**56..** **—** **112..**	**B5** **B14**

U

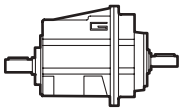

H

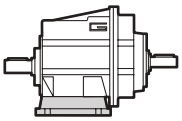

F

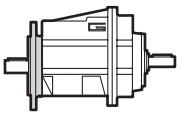

H/F

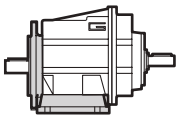

减速机/ *GEARBOX*					
CMGIS	**01**	**2**	**U**	**9.81**	**D20**
类型 *Type*	型号 *Size*	级数 *Stages*	底座/输出法兰型号 *Version*	速比 *Ratio*	输出轴 *Output shaft*
CMGIS	**00** **01** **02** **03** **04**	**2** **3**	**U...** **H...** **F...** **H.../F...**	见表格 *see tables*	见表格 *see tables*

三相电机/ *THREE PHASE MOTOR*									
TS	**63**	**2**	**4**	**0.18 kW**	**B5**	**3 ph**	**230-400 V**	**50 Hz**	**T1**
类型 *Type*	型号 *Size*	功率系数 *Power coefficient*	极 *Poles*	功率 *Power*	底座/输出法兰型号 *Version*	相 *Phases*	电压 *Voltage*	频率 *Frequency*	接线盒位置 *Terminal box pos.*
TS	K1 页	**1-2-3-S** **L1-L2**	**4**	**0.09 kW** **...** **2.2 kW**	**B5** **B14**	**3 ph**	**230-400 V** **275-480 V**	**50Hz** **60Hz**	**T1** (标准) **T4** **T2** **T3**

运转方向 *Direction of rotation*

CMG...2
CMGIS..2

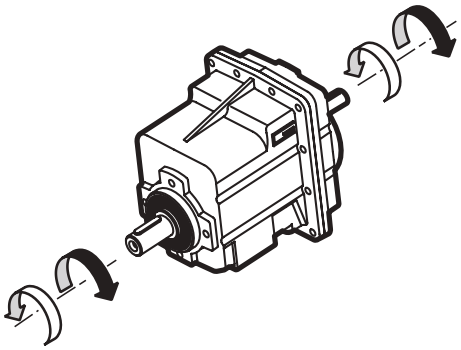

CMG...3
CMGIS..3

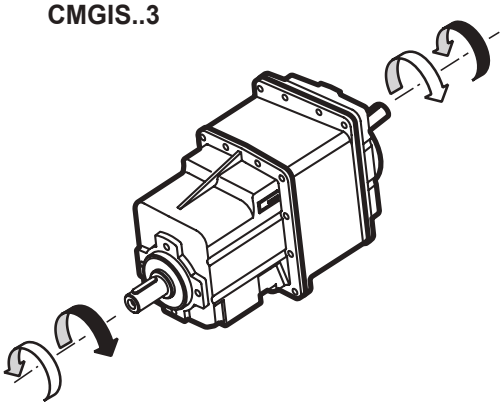

代号说明 *Symbols*

n_1	[min^{-1}]	输入转速 / *Input speed*
n_2	[min^{-1}]	输出转速 / *Output speed*
i		速比 / *Ratio*
P_1	[kW]	输入功率 / *Input power*
M_2	[Nm]	输出扭钜参照 P_1 / *Output torque referred to P_1*
Pn_1	[kW]	额定输入功率 / *Nominal input power*
Mn_2	[Nm]	额定输出扭钜参照Pn_1 / *Nominal output torque referred to Pn_1*
sf		服务系数 / *Service factor*
R_2	[N]	输出端许用径向负荷 / *Permitted output radial load*
A_2	[N]	输出端许用轴向负荷 / *Permitted output axial load*
Kg	[kg]	减速机重量 / *Weight of the gearbox only*

润滑油 *Lubrication*

使用长寿命合成润滑油（粘度320)。型号00、01、02、03、 04可以在任意位置安装，并免维护。

Permanent synthetic oil long-life lubrication (viscosity grade 320) makes it possible to use sizes 00, 01, 02, 03 and 04 in all mounting positions; for this reason they can be installed in any assembly position and do not require maintenance.

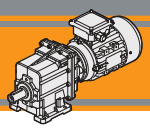

径向负荷 / *Radial loads*

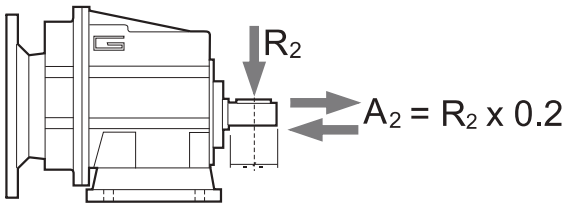

n_2 [min^{-1}]	R_2 [N]				
	CMG 00	CMG 01	CMG 02	CMG 03	CMG 04
700	416	764	1529	1987	2379
600	437	805	1609	2092	2504
500	465	855	1710	2223	2661
400	501	921	1842	2395	2866
250	586	1077	2154	2801	3353
180	653	1323	2554	3321	3897
150	748	1406	2714	3529	4244
120	806	1631	3467	3801	4572
100	958	1842	3684	4507	5234
80	1032	1984	3969	5042	5991
60	1136	2184	4368	5549	6594
40	1300	2500	5000	6500	8000
10	1300	2500	5000	6500	8000

当产生的径向负荷不是作用在传动轴伸出长度的中间位置，必须用以下公式来计算有效负荷：

When the resulting radial load is not applied on the centre line of the shaft it is necessary to calculate the effective load with the following formula:

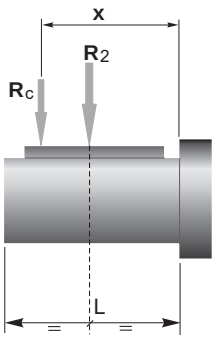

	CMG 00	CMG 01	CMG 02	CMG 03	CMG 04
a	73	104	117	132	150
b	53	84	92	102	115
R_{2MAX}	1300	2500	5000	6500	8000

$$R_c = \frac{R_2 \cdot a}{(b+x)} \leq R_{2MAX}$$

$$R \leq R_c$$

a, b = 图表中给出的值
a, b = values given in the table

电机适配表 / *Motors adapters*

CMG	TS电机					
	5624	6314 6324 6334	7114 7124 7134 7144	8024 8034	90S4 90L14 90L24	100L14
002						
012						
013						
022						
023						
032						
033						
042						
043						

备注：灰色区域表示每种尺寸装置上可用的电机输入。

***N.B.** Grey areas indicate motor inputs available on each size of unit.*

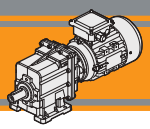

技术参数 n_1 1400 min^{-1} *Technical data*

	n_2 [min^{-1}]	Mn_2 [Nm]	Pn_1 [kW]	i	IEC 电机适配法兰 *IEC Motor adapters*			
CMGIS 002					**56 B5/B14**	**63 B5/B14**	**71 B5/B14**	**80 B5/B14**
	279	40	1.2	5.03				
	230	40	1.0	6.10				
	187	40	0.82	7.49				
	156	50	0.85	8.99				
	138	50	0.75	10.16				
	116	50	0.63	12.07				
	105	70	0.80	13.40				
	92.5	70	0.71	15.14				
	77.1	70	0.59	18.17				
	64.9	70	0.50	21.58				
	59.6	70	0.45	23.51				
	55.8	70	0.43	25.10				*
	51.7	70	0.39	27.08				*
	43.1	70	0.33	32.49				*
	33.3	70	0.25	42.04				*
	31.2	70	0.24	44.89				*
	28.7	70	0.22	48.86				*
	25.4	70	0.19	55.10				*

备注：
阴影部分指该型号有适合的电机输入

N.B.
Highlighted areas indicate motor inputs available on each size of unit.

*** =**服务系数选择需根据应用情况：请与我司技术部取得联系。

减速机选型前请参考B11至B19的技术参数表格。

**** =** The service factor (**sf**) has to be selected depending on application: please contact our Technical Department.*

Before selecting any gearbox, please read the performance values shown in the tables on page B11 to B19.

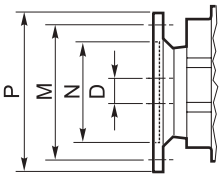

IEC尺寸参数 / *IEC Dimensions*								
	56 B5	**56 B14**	**63 B5**	**63 B14**	**71 B5**	**71 B14**	**80 B5**	**80 B14**
N	80	50	95	60	110	70	130	80
M	100	65	115	75	130	85	165	100
P	120	80	140	90	160	105	200	120
D	9		11		14		19	

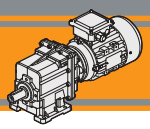

技术参数 n_1 1400 min^{-1} *Technical data*

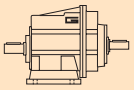

	n_2 [min^{-1}]	Mn_2 [Nm]	Pn_1 [kW]	i	IEC 电机适配法兰 *IEC Motor adapters*				
CMGIS 012					**56 B5/B14**	**63 B5/B14**	**71 B5/B14**	**80 B5/B14**	**90 B5/B14**
	367	60	2.4	3.82					
	302	60	2.0	4.63					
	246	60	1.6	5.69					
	181	80	1.6	7.72					
	153	80	1.3	9.17					
	143	80	1.2	9.81					
	122	100	1.3	11.50					
	118	100	1.3	11.90					
	101	120	1.3	13.80					
	95.7	120	1.3	14.62					
	78.4	120	1.0	17.86					
	73.4	120	1.0	19.07					
	70.6	120	0.92	19.83					
	59.4	120	0.78	23.56					*
	47.4	120	0.62	29.56					*
	39.5	120	0.52	35.47					*
	30.5	120	0.40	45.89				*	*
	28.6	120	0.37	49.00				*	*
	26.3	120	0.34	53.33				*	*
	23.3	120	0.30	60.15				*	*
CMGIS 013					**56 B5/B14**	**63 B5/B14**	**71 B5/B14**	**80 B5/B14**	**90 B5/B14**
	22.1	120	0.30	63.22				*	*
	18.6	120	0.25	75.08				*	*
	15.7	120	0.21	89.17				*	*
	12.4	120	0.17	113.05			*	*	*
	10.4	120	0.14	134.27			*	*	*
	8.1	120	0.11	173.72			*	*	*
	6.9	120	0.09	202.16			*	*	*
	5.4	120	0.07	261.57			*	*	*
	4.6	120	0.06	304.00			*	*	*
	3.6	120	0.05	393.33			*	*	*
	3.2	120	0.04	443.59			*	*	*

备注：
阴影部分指有该型号有适合的电机输入。

N.B.
Highlighted areas indicate motor inputs available on each size of unit.

*** =**服务系数选择需根据应用情况：请于我司技术部取得联系。

减速机选型前请参考B11至B19的技术参数表格。

**** =** The service factor (**sf**) has to be selected depending on application: please contact our Technical Department.*

Before selecting any gearbox, please read the performance values shown in the tables on page B11 to B19.

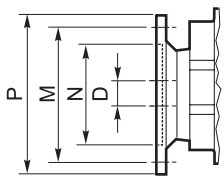

IEC 尺寸参数 / *IEC Dimensions*										
	56 B5	**56 B14**	**63 B5**	**63 B14**	**71 B5**	**71 B14**	**80 B5**	**80 B14**	**90 B5**	**90 B14**
N	80	50	95	60	110	70	130	80	130	95
M	100	65	115	75	130	85	165	100	165	115
P	120	80	140	90	160	105	200	120	200	140
D	9		11		14		19		24	

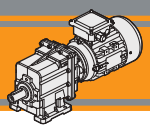

技术参数 n_1 1400 min^{-1} *Technical data*

	n_2 [min^{-1}]	Mn_2 [Nm]	Pn_1 [kW]	i	IEC 电机适配法兰 *IEC Motor adapters*				
CMGIS 022					**56 B5/B14**	**63 B5/B14**	**71 B5/B14**	**80 B5/B14**	**90 B5/B14**
	383	100	4.2	3.66					
	316	100	3.4	4.43					
	257	100	2.8	5.45					
	190	120	2.5	7.39					
	159	120	2.1	8.78					
	141	120	1.8	9.93					
	127	200	2.8	11.01					
	116	200	2.5	12.05					
	106	160	1.8	13.21					
	94.6	200	2.1	14.81					
	81.9	130	1.2	17.10					
	69.7	200	1.5	20.08					
	58.7	200	1.3	23.85					
	46.8	200	1.0	29.93					
	39.0	200	0.85	35.91					
	30.1	200	0.66	46.46					*
	28.2	200	0.62	49.61					*
	25.9	200	0.57	54.00					*
	23.0	200	0.50	60.90					*
CMGIS 023					**56 B5/B14**	**63 B5/B14**	**71 B5/B14**	**80 B5/B14**	**90 B5/B14**
	21.9	200	0.49	64.01					*
	18.4	200	0.41	76.02				*	*
	15.5	200	0.35	90.29				*	*
	12.2	200	0.27	114.46				*	*
	10.3	200	0.23	135.95				*	*
	8.0	200	0.18	175.89			*	*	*
	6.8	200	0.15	204.69			*	*	*
	5.3	200	0.12	264.84			*	*	*
	4.5	200	0.10	307.80			*	*	*
	3.5	200	0.08	398. 25			*	*	*
	3.1	200	0.07	449.14			*	*	*

备注：
阴影部分指有该型号有适合的电机输入。

N.B.
Highlighted areas indicate motor inputs available on each size of unit.

*** =**服务系数选择需根据应用情况：请于我司技术部取得联系。

减速机选型前请参考B11至B19的技术参数表格。

*** =** *The service factor (**sf**) has to be selected depending on application: please contact our Technical Department.*

Before selecting any gearbox, please read the performance values shown in the tables on page B11 to B19.

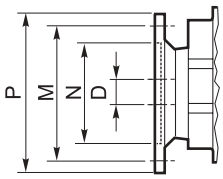

IEC 尺寸参数 / *IEC Dimensions*										
	56 B5	**56 B14**	**63 B5**	**63 B14**	**71 B5**	**71 B14**	**80 B5**	**80 B14**	**90 B5**	**90 B14**
N	80	50	95	60	110	70	130	80	130	95
M	100	65	115	75	130	85	165	100	165	115
P	120	80	140	90	160	105	200	120	200	140
D	9		11		14		19		24	

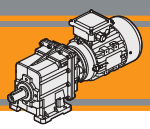

技术参数 — n_1 1400 min^{-1} — *Technical data*

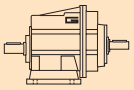

	n_2 [min^{-1}]	Mn_2 [Nm]	Pn_1 [kW]	i	IEC 电机适配法兰 *IEC Motor adapters*				
CMGIS 032					**71 B5**	**80 B5/B14**	**90 B5/B14**	**100 B5/B14**	**112 B5/B14**
	374	150	6.1	3.74	B				
	311	150	5.1	4.50	B				
	255	150	4.2	5.48	B				
	222	180	4.4	6.31	B				
	177	180	3.5	7.93	B				
	154	180	3.0	9.08	B				*
	128	180	2.5	10.93	B				*
	111	250	3.0	12.60	B				*
	105	250	2.9	13.30	B				*
	91.5	280	2.8	15.30	B				*
	76.9	240	2.0	18.21	B				*
	72.8	280	2.2	19.24	B				*
	66.2	240	1.7	21.15	B				*
	56.0	300	1.8	24.99	B				*
	45.8	300	1.5	30.57	B			*	*
	40.9	300	1.3	34.20	B			*	*
	36.2	300	1.2	38.63	B			*	*
	31.7	300	1.0	44.18	B			*	*
	27.3	300	0.89	51.30	B		*	*	*
	23.0	300	0.75	60.80	B		*	*	*

					56 B5/B14	**63 B5/B14**	**71 B5/B14**	**80 B5/B14**	**90 B5/B14**
CMGIS 033									
	19.2	300	0.64	72.83					*
	14.4	300	0.48	97.45					*
	12.1	300	0.40	115.74				*	*
	9.9	300	0.33	140.81				*	*
	8.0	300	0.27	174.26				*	*
	6.2	300	0.21	225.47				*	*
	5.3	300	0.18	262.05			*	*	*
	4.3	300	0.14	325.79			*	*	*
	3.7	300	0.12	378.64			*	*	*
	3.3	300	0.11	427.03			*	*	*

备注：
阴影部分指有该型号有适合的电机输入。
B=金属轴套

* =服务系数选择需根据应用情况：请于我司技术部取得联系。

减速机选型前请参考B11至B19的技术参数表格。

N.B.
Highlighted areas indicate motor inputs available on each size of unit.
***B** = Metal shaft sleeve.*

* = *The service factor (**sf**) has to be selected depending on application: please contact our Technical Department.*

Before selecting any gearbox, please read the performance values shown in the tables on page B11 to B19.

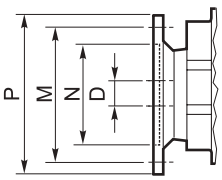

IEC 尺寸参数 / *IEC Dimensions*												
	56 B5	**56 B14**	**63 B5**	**63 B14**	**71 B5**	**71 B14**	**80 B5**	**80 B14**	**90 B5**	**90 B14**	**100/112 B5**	**100/112 B14**
N	80	50	95	60	110	70	130	80	130	95	180	110
M	100	65	115	75	130	85	165	100	165	115	215	130
P	120	80	140	90	160	105	200	120	200	140	250	160
D	9		11		14		19		24		28	

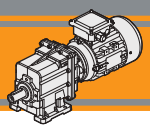

技术参数 n_1 1400 min^{-1} *Technical data*

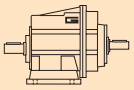

	n_2 [min^{-1}]	Mn_2 [Nm]	Pn_1 [kW]	i	IEC 电机适配法兰 *IEC Motor adapters*				
CMGIS 042					**71 B5**	**80 B5/B14**	**90 B5/B14**	**100 B5/B14**	**112 B5/B14**
	374	230	9.4	3.74	B				
	311	230	7.8	4.50	B				
	255	230	6.4	5.48	B				
	222	260	6.3	6.31	B				
	177	260	5.0	7.93	B				
	154	280	4.7	9.08	B				
	128	280	3.9	10.93	B				
	111	350	4.2	12.60	B				
	105	350	4.0	13.30	B				
	91.5	420	4.2	15.30	B				
	72.8	420	3.3	19.24	B				
	56.0	500	3.1	24.99	B				
	45.8	500	2.5	30.57	B				*
	40.9	500	2.2	34.20	B				*
	36.2	500	2.0	38.63	B				*
	31.7	500	1.7	44.18	B			*	*
	27.3	500	1.5	51.30	B			*	*
	23.0	480	1.2	60.80	B			*	*
CMGIS 043					**56 B5/B14**	**63 B5/B14**	**71 B5/B14**	**80 B5/B14**	**90 B5/B14**
	19.2	500	1.1	72.83					
	14.4	500	0.80	97.45					*
	12.1	500	0.67	115.74					*
	9.9	500	0.55	140.81					*
	8.0	500	0.45	174.26					*
	6.2	500	0.35	225.47				*	*
	5.3	500	0.30	262.05				*	*
	4.3	500	0.24	325.79				*	*
	3.7	500	0.21	378.64				*	*
	3.3	500	0.18	427.03			*	*	*

备注：
阴影部分指有该型号有适合的电机输入。
B=金属轴套

⚠ * =服务系数选择需根据应用情况：请于我司技术部取得联系。

减速机选型前请参考B11至B19的技术参数表格。

N.B.
Highlighted areas indicate motor inputs available on each size of unit.
***B** = Metal shaft sleeve.*

⚠ ** = The service factor (**sf**) has to be selected depending on application: please contact our Technical Department.*

Before selecting any gearbox, please read the performance values shown in the tables on page B11 to B19.

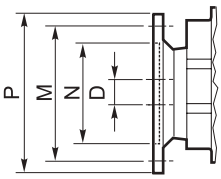

IEC 尺寸参数 / *IEC Dimensions*												
	56 B5	**56 B14**	**63 B5**	**63 B14**	**71 B5**	**71 B14**	**80 B5**	**80 B14**	**90 B5**	**90 B14**	**100/112 B5**	**100/112 B14**
N	80	50	95	60	110	70	130	80	130	95	180	110
M	100	65	115	75	130	85	165	100	165	115	215	130
P	120	80	140	90	160	105	200	120	200	140	250	160
D	9		11		14		19		24		28	

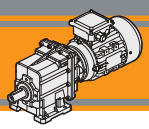

技术参数 / *Technical data*

P_1 [kW]	n_2 [min^{-1}]	M_2 [Nm]	sf	i	
0.06					
TS5614 (1400min-1)	**279**	2	20.3	5.03	**CMG002**
	230	2	16.7	6.10	
	187	3	13.6	7.49	
	156	4	14.2	8.99	
	138	4	12.5	10.16	
	116	5	10.5	12.07	
	105	5	13.3	13.40	
	92	6	11.8	15.14	
	77	7	9.8	18.17	
	65	8	8.3	21.58	
	60	9	7.6	23.51	
	56	10	7.1	25.10	
	52	11	6.6	27.08	
	43	13	5.5	32.49	
	33	17	4.2	42.04	
	31	18	4.0	44.89	
	29	19	3.6	48.86	
	25	22	3.2	55.10	
	31	18	6.7	45.89	**CMG012**
	29	19	6.2	49.00	
	26	21	5.7	53.33	
	23	24	5.1	60.15	

P_1 [kW]	n_2 [min^{-1}]	M_2 [Nm]	sf	i	
0.06					
TS5614 (1400min-1)	**22**	24	4.9	63.22	**CMG013**
	19	29	4.2	75.08	
	16	34	3.5	89.17	
	12	43	2.8	113.05	
	10	52	2.3	134.27	
	8.1	67	1.8	173.72	
	6.9	78	1.5	202.16	
	5.4	101	1.2	261.57	
	4.6	117	1.0	304.00	
	3.6	151	0.8	393.33	
	3.2	171	0.7	443.59	
	12	44	4.5	114.46	**CMG023**
	10	52	3.8	135.95	
	8.0	68	3.0	175.89	
	6.8	79	2.5	204.69	
	5.3	102	2.0	264.84	
	4.5	118	1.7	307.80	
	3.5	153	1.3	398.25	
	3.1	173	1.2	449.14	
	6.2	87	3.5	225.47	**CMG033**
	5.3	101	3.0	262.05	
	4.3	125	2.4	325.79	
	3.7	146	2.1	378.64	
	3.3	164	1.8	427.03	
	5.3	101	5.0	262.05	**CMG043**
	4.3	125	4.0	325.79	
	3.7	146	3.4	378.64	
	3.3	164	3.0	427.03	

IEC

电机 *Motors*	TS
	5614
IEC	56 B5 / B14

技术参数 *Technical data*

P_1 [kW]	n_2 [min^{-1}]	M_2 [Nm]	sf	i	
0.09					
TS5624 (1400 min^{-1})	**279**	3	13.5	5.03	**CMG002**
	230	4	11.1	6.10	
	187	4	9.1	7.49	
	156	5	9.4	8.99	
	138	6	8.3	10.16	
	116	7	7.0	12.07	
	105	8	8.9	13.40	
	92	9	7.8	15.14	
	77	11	6.5	18.17	
	65	13	5.5	21.58	
	60	14	5.1	23.51	
	56	15	4.7	25.10	
	52	16	4.4	27.08	
	43	19	3.7	32.49	
	33	25	2.8	42.04	
	31	26	2.6	44.89	
	29	29	2.4	48.86	
	25	32	2.2	55.10	
	47	17	6.9	29.56	**CMG012**
	39	21	5.7	35.47	
	31	27	4.4	45.89	
	29	29	4.2	49.00	
	26	31	3.8	53.33	
	23	35	3.4	60.15	
	22	36	3.3	63.22	**CMG013**
	19	43	2.8	75.08	
	16	51	2.3	89.17	
	12	65	1.8	113.05	
	10	77	1.5	134.27	
	8.1	100	1.2	173.72	
	6.9	117	1.0	202.16	
	5.4	151	0.8	261.57	
	22	37	5.4	64.01	**CMG023**
	18	44	4.6	76.02	
	16	52	3.8	90.29	
	12	66	3.0	114.46	
	10	78	2.5	135.95	
	8.0	102	2.0	175.89	
	6.8	118	1.7	204.69	
	5.3	153	1.3	264.84	
	4.5	178	1.1	307.80	
	3.5	230	0.9	398.25	
	3.1	259	0.8	449.14	

P_1 [kW]	n_2 [min^{-1}]	M_2 [Nm]	sf	i	
0.09					
TS5624 (1400 min^{-1})	**12.1**	67	4.5	115.74	**CMG033**
	9.9	81	3.7	140.81	
	8.0	101	3.0	174.26	
	6.2	130	2.3	225.47	
	5.3	151	2.0	262.05	
	4.3	188	1.6	325.79	
	3.7	219	1.4	378.64	
	3.3	246	1.2	427.03	
	8.0	101	5.0	174.26	**CMG043**
	6.2	130	3.8	225.47	
	5.3	151	3.3	262.05	
	4.3	188	2.7	325.79	
	3.7	219	2.3	378.64	
	3.3	246	2.0	427.03	
0.12					
TS6314 (1400 min^{-1})	**279**	4	10.1	5.03	**CMG002**
	230	5	8.3	6.10	
	187	6	6.8	7.49	
	156	7	7.1	8.99	
	138	8	6.3	10.16	
	116	9	5.3	12.07	
	105	11	6.7	13.40	
	92	12	5.9	15.14	
	77	14	4.9	18.17	
	65	17	4.1	21.58	
	60	18	3.8	23.51	
	56	20	3.5	25.10	
	52	21	3.3	27.08	
	43	26	2.7	32.49	
	33	33	2.1	42.04	
	31	35	2.0	44.89	
	29	38	1.8	48.86	
	25	43	1.6	55.10	
	59	19	6.5	23.56	**CMG012**
	47	23	5.2	29.56	
	39	28	4.3	35.47	
	31	36	3.3	45.89	
	29	39	3.1	49.00	
	26	42	2.9	53.33	
	23	47	2.5	60.15	
	22	49	2.5	63.22	**CMG013**
	19	58	2.1	75.08	
	16	69	1.7	89.17	
	12	87	1.4	113.05	
	10	103	1.2	134.27	
	8.1	134	0.9	173.72	
	6.9	156	0.8	202.16	

电机 *Motors*	TS	
	5624	**6314**
IEC	**56 B5 / B14**	**63 B5 / B14**

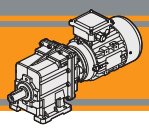

技术参数 / *Technical data*

0.12

P_1 [kW]	n_2 [min^{-1}]	M_2 [Nm]	sf	i	
TS6314 (1400 min^{-1})	**22**	49	4.1	64.01	**CMG023**
	18	58	3.4	76.02	
	16	69	2.9	90.29	
	12	88	2.3	114.46	
	10	105	1.9	135.95	
	8.0	135	1.5	175.89	
	6.8	157	1.3	204.69	
	5.3	204	1.0	264.84	
	4.5	237	0.8	307.80	
	19	56	5.4	72.83	**CMG033**
	14	75	4.0	97.45	
	12	89	3.4	115.74	
	10	108	2.8	140.81	
	8.0	134	2.2	174.26	
	6.2	173	1.7	225.47	
	5.3	202	1.5	262.05	
	4.3	251	1.2	325.79	
	3.7	291	1.0	378.64	
	3.3	329	0.9	427.03	
	19	56	8.9	72.83	**CMG043**
	14	75	6.7	97.45	
	12	89	5.6	115.74	
	10	108	4.6	140.81	
	8.0	134	3.7	174.26	
	6.2	173	2.9	225.47	
	5.3	202	2.5	262.05	
	4.3	251	2.0	325.79	
	3.7	291	1.7	378.64	
	3.3	329	1.5	427.03	

0.18

P_1 [kW]	n_2 [min^{-1}]	M_2 [Nm]	sf	i	
TS6324 (1400 min^{-1})	**279**	6	6.8	5.03	**CMG002**
	230	7	5.6	6.10	
	187	9	4.5	7.49	
	156	11	4.7	8.99	
	138	12	4.2	10.16	
	116	14	3.5	12.07	
	105	16	4.4	13.40	
	92	18	3.9	15.14	
	77	21	3.3	18.17	
	65	25	2.8	21.58	
	60	28	2.5	23.51	
	56	30	2.4	25.10	
	52	32	2.2	27.08	
	43	38	1.8	32.49	
	33	50	1.4	42.04	
	31	53	1.3	44.89	
	29	58	1.2	48.86	
	25	65	1.1	55.10	
	78	21	5.7	17.86	**CMG012**
	73	22	5.3	19.07	
	71	23	5.1	19.83	
	59	28	4.3	23.56	
	47	35	3.4	29.56	
	39	42	2.9	35.47	
	31	54	2.2	45.89	
	29	58	2.1	49.00	
	26	63	1.9	53.33	
	23	71	1.7	60.15	
	22	73	1.6	63.22	**CMG013**
	19	87	1.4	75.08	
	16	103	1.2	89.17	
	12	130	0.9	113.05	
	23	72	2.8	60.90	**CMG022**
	22	74	2.7	64.01	**CMG023**
	18	88	2.3	76.02	
	16	104	1.9	90.29	
	12	132	1.5	114.46	
	10	157	1.3	135.95	
	8.0	203	1.0	175.89	
	6.8	236	0.8	204.69	

IEC

电机 *Motors*	TS
	6314 6324
IEC	63 B5 / B14

技术参数 *Technical data*

P_1 [kW]	n_2 [min^{-1}]	M_2 [Nm]	sf	i	
0.18					
TS6324 (1400 min^{-1})	**19**	84	3.6	72.83	**CMG033**
	14	112	2.7	97.45	
	12	134	2.2	115.74	
	10	163	1.8	140.81	
	8.0	201	1.5	174.26	
	6.2	260	1.2	225.47	
	5.3	302	1.0	262.05	
	19	84	5.9	72.83	**CMG043**
	14	112	4.4	97.45	
	12	134	3.7	115.74	
	10	163	3.1	140.81	
	8.0	201	2.5	174.26	
	6.2	260	1.9	225.47	
	5.3	302	1.7	262.05	
	4.3	376	1.3	325.79	
	3.7	437	1.1	378.64	
	3.3	493	1.0	427.03	
0.25					
TS6334 TS7114 (1400 min^{-1})	**279**	8	4.9	5.03	**CMG002**
	230	10	4.0	6.10	
	187	12	3.3	7.49	
	156	15	3.4	8.99	
	138	17	3.0	10.16	
	116	20	2.5	12.07	
	105	22	3.2	13.40	
	92	25	2.8	15.14	
	77	30	2.4	18.17	
	65	35	2.0	21.58	
	60	38	1.8	23.51	
	56	41	1.7	25.10	
	52	44	1.6	27.08	
	43	53	1.3	32.49	
	33	69	1.0	42.04	
	31	73	1.0	44.89	
	29	80	0.9	48.86	
	25	90	0.8	55.10	
	367	6	9.6	3.82	**CMG012**
	302	8	7.9	4.63	
	246	9	6.4	5.69	
	181	13	6.3	7.72	
	153	15	5.3	9.17	
	143	16	5.0	9.81	
	122	19	5.3	11.50	
	118	19	5.1	11.90	
	101	23	5.3	13.80	
	96	24	5.0	14.62	
	78	29	4.1	17.86	
	73	31	3.8	19.07	

P_1 [kW]	n_2 [min^{-1}]	M_2 [Nm]	sf	i	
0.25					
TS6334 TS7114 (1400 min^{-1})	**71**	32	3.7	19.83	**CMG012**
	59	39	3.1	23.56	
	47	48	2.5	29.56	
	39	58	2.1	35.47	
	31	75	1.6	45.89	
	29	80	1.5	49.00	
	26	87	1.4	53.33	
	23	98	1.2	60.15	
	22	101	1.2	63.22	**CMG013**
	19	120	1.0	75.08	
	16	143	0.8	89.17	
	70	33	6.1	20.08	**CMG022**
	59	39	5.1	23.85	
	47	49	4.1	29.93	
	39	59	3.4	35.91	
	30	76	2.6	46.46	
	28	81	2.5	49.61	
	26	88	2.3	54.00	
	23	100	2.0	60.90	
	22	103	1.9	64.01	**CMG023**
	18	122	1.6	76.02	
	16	145	1.4	90.29	
	12	183	1.1	114.46	
	10	218	0.9	135.95	
TS7114 B5	**32**	72	4.1	44.18	**CMG032**
	27	84	3.6	51.30	
	23	100	3.0	60.80	
TS6334 TS7114 (1400 min^{-1})	**19**	117	2.6	72.83	**CMG033**
	14	156	1.9	97.45	
	12	186	1.6	115.74	
	10	226	1.3	140.81	
	8.0	279	1.1	174.26	
	6.2	361	0.8	225.47	
	19	117	4.3	72.83	**CMG043**
	14	156	3.2	97.45	
	12	186	2.7	115.74	
	10	226	2.2	140.81	
	8.0	279	1.8	174.26	
	6.2	361	1.4	225.47	
	5.3	420	1.2	262.05	
	4.3	522	1.0	325.79	
	3.7	607	0.8	378.64	

IEC

电机 *Motors*	TS	
	6324 6334	7114
IEC	63 B5 / B14	71 B5 / B14

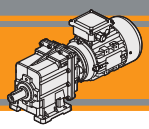

技术参数 / *Technical data*

P_1 [kW]	n_2 [min^{-1}]	M_2 [Nm]	sf	i	
0.37					
TS7124 (1400 min^{-1})	**279**	12	3.3	5.03	**CMG002**
	230	15	2.7	6.10	
	187	18	2.2	7.49	
	156	22	2.3	8.99	
	138	25	2.0	10.16	
	116	29	1.7	12.07	
	105	32	2.2	13.40	
	92	37	1.9	15.14	
	77	44	1.6	18.17	
	65	52	1.3	21.58	
	60	57	1.2	23.51	
	56	61	1.2	25.10	
	52	66	1.1	27.08	
	43	79	0.9	32.49	
	367	9	6.5	3.82	**CMG012**
	302	11	5.3	4.63	
	246	14	4.4	5.69	
	181	19	4.3	7.72	
	153	22	3.6	9.17	
	143	24	3.4	9.81	
	122	28	3.6	11.50	
	118	29	3.5	11.90	
	101	33	3.6	13.80	
	96	35	3.4	14.62	
	78	43	2.8	17.86	
	73	46	2.6	19.07	
	71	48	2.5	19.83	
	59	57	2.1	23.56	
	47	72	1.7	29.56	
	39	86	1.4	35.47	
	31	111	1.1	45.89	
	29	119	1.0	49.00	
	26	129	0.9	53.33	
	23	146	0.8	60.15	
	22	150	0.8	63.22	**CMG013**
	127	27	7.5	11.01	**CMG022**
	116	29	6.8	12.05	
	106	32	5.0	13.21	
	95	36	5.6	14.81	
	82	41	3.1	17.10	
	70	49	4.1	20.08	
	59	58	3.5	23.85	
	47	73	2.8	29.93	

P_1 [kW]	n_2 [min^{-1}]	M_2 [Nm]	sf	i	
0.37					
TS7124 (1400 min^{-1})	**39**	87	2.3	35.91	**CMG022**
	30	113	1.8	46.46	
	28	120	1.7	49.61	
	26	131	1.5	54.00	
	23	148	1.4	60.90	
	22	152	1.3	64.01	**CMG023**
	18	180	1.1	76.02	
	16	214	0.9	90.29	
TS7124 B5 (1400 min^{-1})	**66**	51	4.7	21.15	**CMG032**
	56	61	5.0	24.99	
	46	74	4.0	30.57	
	41	83	3.6	34.20	
	36	94	3.2	38.63	
	32	107	2.8	44.18	
	27	124	2.4	51.30	
	23	147	2.0	60.80	
TS7124 (1400 min^{-1})	**19**	173	1.7	72.83	**CMG033**
	14	231	1.3	97.45	
	12	275	1.1	115.74	
	10	334	0.9	140.81	
	19	173	2.9	72.83	**CMG043**
	14	231	2.2	97.45	
	12	275	1.8	115.74	
	10	334	1.5	140.81	
	8.0	413	1.2	174.26	
	6.2	535	0.9	225.47	
0.55					
TS7134 TS8014 (1400 min^{-1})	**279**	18	2.2	5.03	**CMG002**
	230	22	1.8	6.10	
	187	27	1.5	7.49	
	156	32	1.5	8.99	
	138	37	1.4	10.16	
	116	43	1.2	12.07	
	105	48	1.5	13.40	
	92	55	1.3	15.14	
	77	65	1.1	18.17	
	65	78	0.9	21.58	

电机 *Motors*	TS	
	7124 7134	8014
IEC	71 B5 / B14	80 B5 / B14

技术参数 / *Technical data*

P_1 [kW]	n_2 [min^{-1}]	M_2 [Nm]	sf	i	
0.55					
TS7134 TS8014 (1400 min^{-1})	**367**	14	4.4	3.82	**CMG012**
	302	17	3.6	4.63	
	246	20	2.9	5.69	
	181	28	2.9	7.72	
	153	33	2.4	9.17	
	143	35	2.3	9.81	
	122	41	2.4	11.50	
	118	43	2.3	11.90	
	101	50	2.4	13.80	
	96	53	2.3	14.62	
	78	64	1.9	17.86	
	73	69	1.7	19.07	
	71	71	1.7	19.83	
	59	85	1.4	23.56	
	47	106	1.1	29.56	
	39	128	0.9	35.47	
	383	13	7.6	3.66	**CMG022**
	316	16	6.3	4.43	
	257	20	5.1	5.45	
	189	27	4.5	7.39	
	160	32	3.8	8.78	
	141	36	3.4	9.93	
	127	40	5.0	11.01	
	116	43	4.6	12.05	
	106	48	3.4	13.21	
	95	53	3.8	14.81	
	82	62	2.1	17.10	
	70	72	2.8	20.08	
	59	86	2.3	23.85	
	47	108	1.9	29.93	
	39	129	1.5	35.91	
	30	167	1.2	46.46	
	28	179	1.1	49.61	
	26	194	1.0	54.00	
	212	226	0.9	64.01	**CMG023**
TS7134 B5 TS8014 (1400 min^{-1})	**111**	45	5.5	12.60	**CMG032**
	105	48	5.2	13.30	
	92	55	5.1	15.30	
	77	66	3.7	18.21	
	73	69	4.0	19.24	
	66	76	3.2	21.15	
	56	90	3.3	24.99	
	46	110	2.7	30.57	
	41	123	2.4	34.20	
	36	139	2.2	38.63	
	32	159	1.9	44.18	
	27	185	1.6	51.30	
	23	219	1.4	60.80	

P_1 [kW]	n_2 [min^{-1}]	M_2 [Nm]	sf	i	
0.55					
TS7134 TS8014 (1400 min^{-1})	**19**	257	1.2	72.83	**CMG033**
	14	344	0.9	97.45	
TS7134 B5 TS8014 (1400 min^{-1})	**23**	219	2.2	60.80	**CMG042**
TS7134 TS8014 (1400 min^{-1})	**19**	257	1.9	72.83	**CMG043**
	14	344	1.5	97.45	
	12	408	1.2	115.74	
	10	497	1.0	140.81	
	10	497	1.0	140.81	
	8.0	615	0.8	174.26	
0.75					
TS7144 TS8024 (1400 min^{-1})	**279**	25	1.6	5.03	**CMG002**
	230	30	1.3	6.10	
	187	37	1.1	7.49	
	156	44	1.1	8.99	
	138	50	1.0	10.16	
	116	59	0.8	12.07	
	105	66	1.1	13.40	
	92	74	0.9	15.14	
	367	19	3.2	3.82	**CMG012**
	302	23	2.6	4.63	
	246	28	2.1	5.69	
	181	38	2.1	7.72	
	153	45	1.8	9.17	
	143	48	1.7	9.81	
	122	56	1.8	11.50	
	118	58	1.7	11.90	
	101	68	1.8	13.80	
	96	72	1.7	14.62	
	78	88	1.4	17.86	
	73	94	1.3	19.07	
	71	97	1.2	19.83	
	59	116	1.0	23.56	

IEC

电机 *Motors*	TS	
	7134 7144	8014 8024
IEC	71 B5 / B14	80 B5 / B14

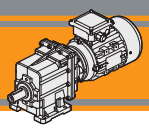

技术参数 / *Technical data*

P_1 [kW]	n_2 [min^{-1}]	M_2 [Nm]	sf	i	
0.75					
TS7144	**383**	18	5.6	3.66	**CMG022**
TS8024	**316**	22	4.6	4.43	
(1400 min^{-1})	**257**	27	3.7	5.45	
	189	36	3.3	7.39	
	160	43	2.8	8.78	
	141	49	2.5	9.93	
	127	54	3.7	11.01	
	116	59	3.4	12.05	
	106	65	2.5	13.21	
	95	73	2.8	14.81	
	82	84	1.5	17.10	
	70	99	2.0	20.08	
	59	117	1.7	23.85	
	47	147	1.4	29.93	
	39	176	1.1	35.91	
	30	228	0.9	46.46	
	28	244	0.8	49.61	
TS7144 B5	**374**	18	8.2	3.74	**CMG032**
	311	22	6.8	4.50	
	255	27	5.6	5.48	
TS8024	**222**	31	5.8	6.31	
(1400 min^{-1})	**177**	39	4.6	7.93	
	154	45	4.0	9.08	
	128	54	3.4	10.93	
	111	62	4.0	12.60	
	105	65	3.8	13.30	
	92	75	3.7	15.30	
	77	89	2.7	18.21	
	73	94	3.0	19.24	
	66	104	2.3	21.15	
	56	123	2.4	24.99	
	46	150	2.0	30.57	
	41	168	1.8	34.20	
	36	190	1.6	38.63	
	32	217	1.4	44.18	
	27	252	1.2	51.30	
	23	299	1.0	60.80	
	56	123	4.1	24.99	**CMG042**
	46	150	3.3	30.57	
	41	168	3.0	34.20	
	36	190	2.6	38.63	
	32	217	2.3	44.18	
	27	252	2.0	51.30	
	23	299	1.6	60.80	

P_1 [kW]	n_2 [min^{-1}]	M_2 [Nm]	sf	i	
0.75					
TS7144	**19**	350	1.4	72.83	**CMG043**
TS8024	**14**	469	1.1	97.45	
(1400 min^{-1})	**12**	557	0.9	115.74	
1.1					
TS8034	**367**	28	2.2	3.82	**CMG012**
TS90S4	**302**	33	1.8	4.63	
(1400 min^{-1})	**246**	41	1.5	5.69	
	181	56	1.4	7.72	
	153	66	1.2	9.17	
	143	71	1.1	9.81	
	122	83	1.2	11.50	
	118	86	1.2	11.90	
	101	99	1.2	13.80	
	96	105	1.1	14.62	
	78	129	0.9	17.86	
	71	143	0.8	19.83	
	383	26	3.8	3.66	**CMG022**
	316	32	3.1	4.43	
	257	39	2.5	5.45	
	189	53	2.3	7.39	
	160	63	1.9	8.78	
	141	72	1.7	9.93	
	127	79	2.5	11.01	
	116	87	2.3	12.05	
	106	95	1.7	13.21	
	95	107	1.9	14.81	
	70	145	1.4	20.08	
	59	172	1.2	23.85	
	47	216	0.9	29.93	
	39	259	0.8	35.91	

IEC

电机 *Motors*	TS		
	7144	8024 8034	90S4
IEC	71 B5 / B14	80 B5 / B14	90 B5 / B14

技术参数 *Technical data*

P_1 [kW]	n_2 [min^{-1}]	M_2 [Nm]	sf	i	
1.1					
TS8034	**374**	27	5.6	3.74	**CMG032**
TS90S4	**311**	32	4.6	4.50	
(1400 min^{-1})	**255**	39	3.8	5.48	
	222	45	4.0	6.31	
	177	57	3.2	7.93	
	154	65	2.8	9.08	
	128	79	2.3	10.93	
	111	91	2.8	12.60	
	105	96	2.6	13.30	
	92	110	2.5	15.30	
	77	131	1.8	18.21	
	73	139	2.0	19.24	
	66	152	1.6	21.15	
	56	180	1.7	24.99	
	46	220	1.4	30.57	
	41	246	1.2	34.20	
	36	278	1.1	38.63	
	32	318	0.9	44.18	
	128	79	3.6	10.93	**CMG042**
	111	91	3.9	12.60	
	105	96	3.7	13.30	
	92	110	3.8	15.30	
	73	139	3.0	19.24	
	56	180	2.8	24.99	
	46	220	2.3	30.57	
	41	247	2.0	34.30	
	36	278	1.8	38.63	
	32	318	1.6	44.18	
	27	370	1.4	51.30	
	23	438	1.1	60.80	
	19	514	1.0	72.83	**CMG043**
1.5					
TS90L14	**367**	38	1.6	3.82	**CMG012**
(1400 min^{-1})	**302**	45	1.3	4.63	
	246	56	1.1	5.69	
	181	76	1.1	7.72	
	153	90	0.9	9.17	
	383	36	2.8	3.66	**CMG022**
	316	44	2.3	4.43	
	257	54	1.9	5.45	
	189	73	1.7	7.39	
	160	86	1.4	8.78	
	141	98	1.2	9.93	
	127	108	1.8	11.01	
	116	118	1.7	12.05	
	106	130	1.2	13.21	

P_1 [kW]	n_2 [min^{-1}]	M_2 [Nm]	sf	i	
1.5					
TS90L14	**95**	145	1.4	14.81	**CMG022**
(1400 min^{-1})	**70**	197	1.0	20.08	
	59	234	0.9	23.85	
	374	37	4.1	3.74	**CMG032**
	311	44	3.4	4.50	
	255	54	2.8	5.48	
	222	62	2.9	6.31	
	177	78	2.3	7.93	
	154	89	2.0	9.08	
	128	107	1.7	10.93	
	111	124	2.0	12.60	
	105	131	1.9	13.30	
	92	150	1.9	15.30	
	77	179	1.3	18.21	
	73	189	1.5	19.24	
	66	208	1.2	21.15	
	56	245	1.2	24.99	
	46	300	1.0	30.57	
	41	336	0.9	34.20	
	36	379	0.8	38.63	
	374	37	6.3	3.74	**CMG042**
	311	44	5.2	4.50	
	255	54	4.3	5.48	
	222	62	4.2	6.31	
	177	78	3.3	7.93	
	154	89	3.1	9.08	
	128	107	2.6	10.93	
	111	124	2.8	12.60	
	105	131	2.7	13.30	
	92	150	2.8	15.30	
	73	189	2.2	19.24	
	56	245	2.0	24.99	
	46	300	1.7	30.57	
	41	336	1.5	34.20	
	36	379	1.3	38.63	
	32	434	1.2	44.18	
	27	504	1.0	51.30	

IEC

电机 *Motors*	TS	
	8034	90S4 90L14
IEC	80 B5 / B14	90 B5 / B14

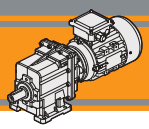

技术参数 / *Technical data*

P_1 [kW]	n_2 [min^{-1}]	M_2 [Nm]	sf	i	
2.2					
TS90L24	**374**	54	2.8	3.74	**CMG032**
TS100L14	**311**	65	2.3	4.50	
(1400 min^{-1})	**255**	79	1.9	5.48	
	222	91	2.0	6.31	
	177	114	1.6	7.93	
	154	131	1.4	9.08	
	128	157	1.1	10.93	
	111	182	1.4	12.60	
	105	192	1.3	13.30	
	92	220	1.3	15.30	
	73	277	1.0	19.24	
	56	360	0.8	24.99	
	374	54	4.3	3.74	**CMG042**
	311	65	3.5	4.50	
	255	79	2.9	5.48	
	222	91	2.9	6.31	
	177	114	2.3	7.93	
	154	131	2.1	9.08	
	128	157	1.8	10.93	
	111	182	1.9	12.60	
	105	192	1.8	13.30	
	92	220	1.9	15.30	
	73	277	1.5	19.24	
	56	360	1.4	24.99	
	46	440	1.1	30.57	
	41	494	1.0	34.30	
	36	557	0.9	38.63	
3					
TS100L24	**374**	74	2.0	3.74	**CMG032**
(1400 min^{-1})	**311**	88	1.7	4.50	
	255	108	1.4	5.48	
	222	124	1.5	6.31	
	177	156	1.2	7.93	
	154	178	1.0	9.08	
	128	215	0.8	10.93	
	111	248	1.0	12.60	
	105	261	1.0	13.30	
	92	301	0.9	15.30	

P_1 [kW]	n_2 [min^{-1}]	M_2 [Nm]	sf	i	
3					
TS100L24	**374**	74	3.1	3.74	**CMG042**
(1400 min^{-1})	**311**	88	2.6	4.50	
	255	108	2.1	5.48	
	222	124	2.1	6.31	
	177	156	1.7	7.93	
	154	178	1.6	9.08	
	128	215	1.3	10.93	
	111	248	1.4	12.60	
	105	261	1.3	13.30	
	92	301	1.4	15.30	
	73	378	1.1	19.24	
	56	491	1.0	24.99	
	46	601	0.8	30.57	
4					
TS112M4	**374**	98	1.5	3.74	**CMG032**
(1400 min^{-1})	**311**	118	1.3	4.50	
	255	144	1.0	5.48	
	222	165	1.1	6.31	
	177	208	0.9	7.93	
	374	98	2.3	3.74	**CMG042**
	311	118	1.9	4.50	
	255	144	1.6	5.48	
	222	165	1.6	6.31	
	177	208	1.3	7.93	
	154	238	1.2	9.08	
	128	286	1.0	10.93	
	111	330	1.1	12.60	
	105	348	1.0	13.30	
	92	401	1.0	15.30	
	73	504	0.8	19.24	
	56	655	0.8	24.99	

电机 *Motors*	TS		
	90L24	100L14 100L24	112M4
IEC	90 B5 / B14	100 B5 / B14	112 B5 / B14

电机技术参数 / *Electrical technical data*

请见电机专用页面:

Please see the dedicated paragraph:

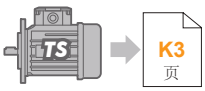

尺寸参数 *Dimensions*

CMG 002 U

CMG 002 U

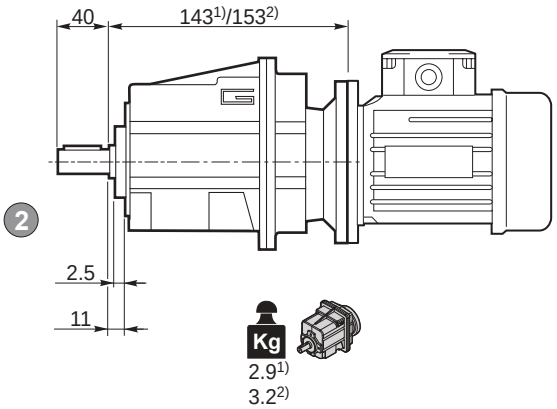

CMGIS 002 U

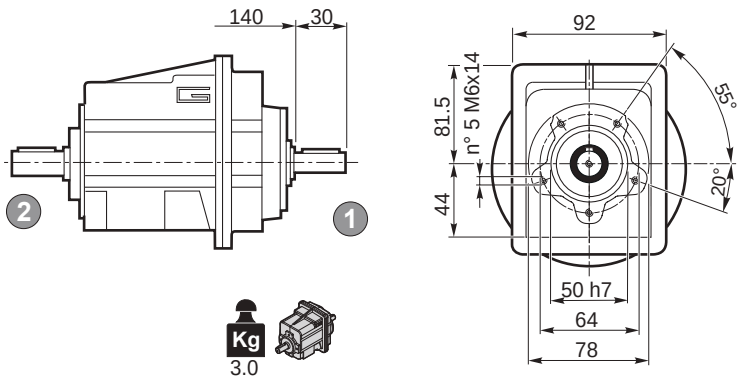

[1)]IEC 56/63/71, [2)]IEC 80

输入法兰
Input flange

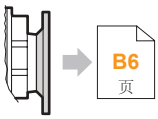

B6 页

输出轴
Output shaft
2

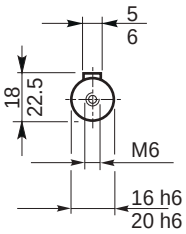

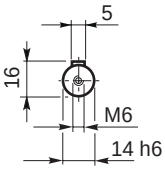

输入轴
Input shaft
1

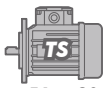

56 ... 80

K4 页

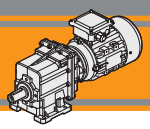

尺寸参数 **Dimensions**

CMG 002 H..

CMG 002 H..

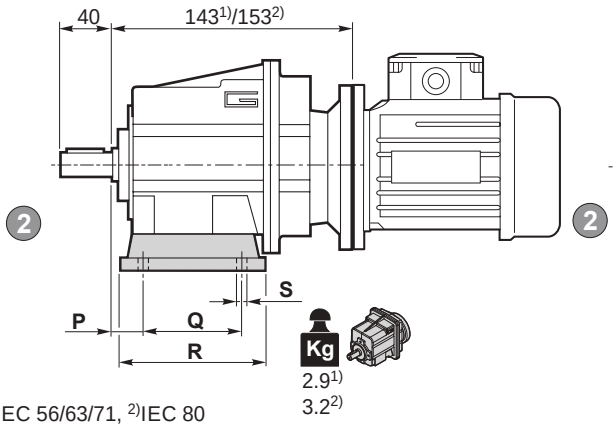

[1)]IEC 56/63/71, [2)]IEC 80

CMGIS 002 H..

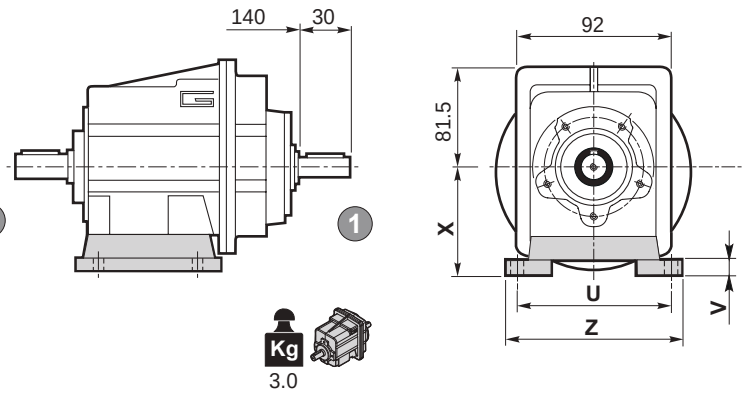

输入法兰
Input flange

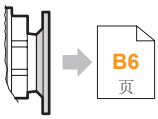

B6 页

输出法兰
Output shaft
2

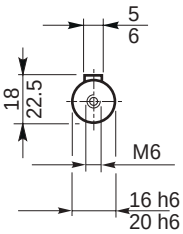

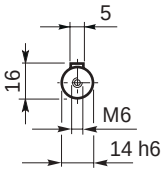

输入轴
Input shaft
1



K4 页

H型 / *H Version*										
CMG CMGIS	P	Q	R	S	U	V	X	Z	底座 / *Foot*	
									类型 / *Type*	重量 / *Weight* [kg]
002	**18**	**60**	**80**	**9**	**100**	**10**	**60**	**120**	**H60**	**0.2**
	18	80	104	9	110 - 120	10	75	145	H75	0.3
	18	50 - 87	110	9	110	10	85	135	H85	0.4

推荐 / *Preferred*

尺寸参数 *Dimensions*

CMG 002 F..

CMG 002 F..

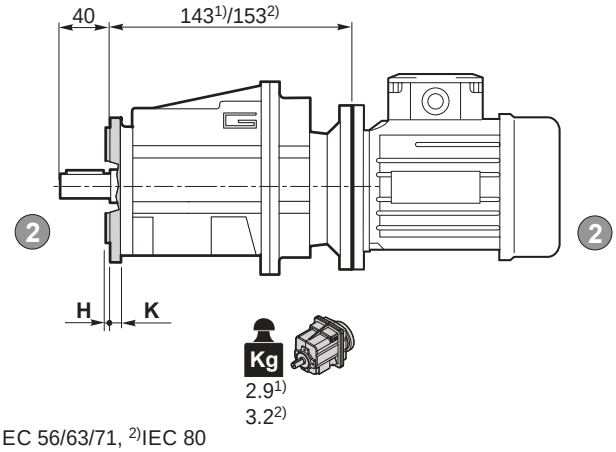

[1]IEC 56/63/71, [2]IEC 80

CMGIS 002 F..

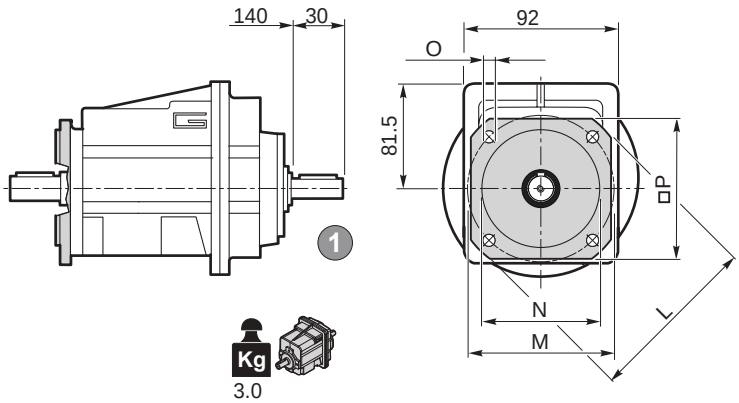

输入法兰
Input flange

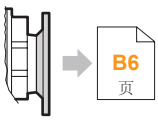

输出轴
Output shaft
2

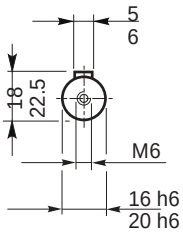

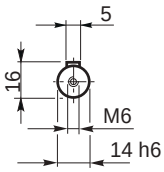

输入轴
Input shaft
1

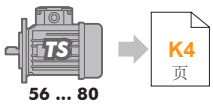

F型 / *F Version*									
CMG CMGIS	H	K	L	M	N f7	O	P	法兰 / *Flange*	
								类型 / *Type*	重量 / *Weight* [kg]
002	3.5	7	105	85	70	6.5	90	**F105**	0.1
	3.5	8	120	100	80	9	100	**F120**	0.2
	3.5	8	140	115	95	9	115	**F140**	0.2

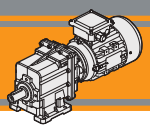

尺寸参数 **Dimensions**

CMG 002 H../F..

CMG 002 H../F..

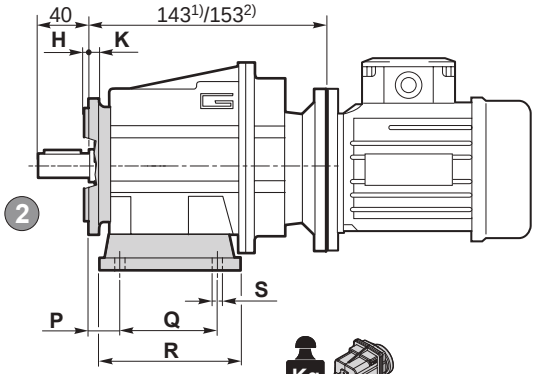

Kg
2.9[1)]
3.2[2)]

[1)]IEC 56/63/71, [2)]IEC 80

CMGIS 002 H../F..

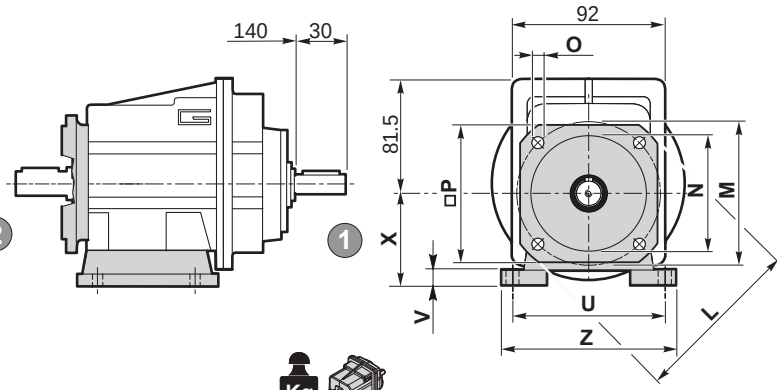

Kg
3.0

输入法兰
Input flange

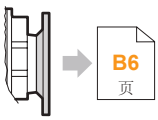

B6 页

输出轴
Output shaft
2

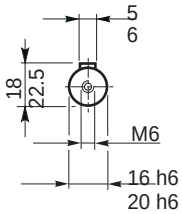

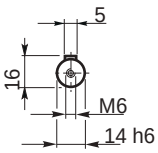

输入轴
Input shaft
1



56 ... 80

K4 页

CMG CMGIS	H型 / *H* Version								底座 / *Foot*		可装配 H/F *Possible combinations H/F*		
	P	Q	R	S	U	V	X	Z	类型 *Type*	重量 / *Weight* [kg]	F105	F120	F140
002	**18**	**60**	**80**	**9**	**100**	**10**	**60**	**120**	**H60**	**0.2**	●	●	●
	18	80	104	9	110 - 120	10	75	145	**H75**	0.3	●	●	●
	18	50 - 87	110	9	110	10	85	135	**H85**	0.4	●	●	●

推荐 / *Preferred*

● 可装配 H/F / *Possible combinations H/F*

CMG CMGIS	F型 / *F Version*							底座 / *Flange*	
	H	K	L	M	N f7	O	P	类型 / *Type*	重量 / *Weight* [kg]
002	3.5	7	105	85	70	6.5	90	**F105**	0.1
	3.5	8	120	100	80	9	100	**F120**	0.2
	3.5	8	140	115	95	9	115	**F140**	0.2

尺寸参数 *Dimensions*

CMG 012 U - CMG 013 U

CMG 012 U

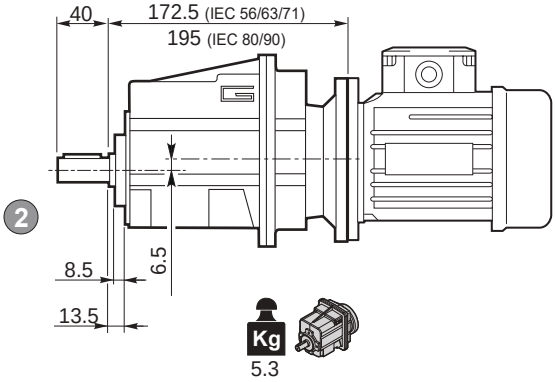

CMGIS 012 U

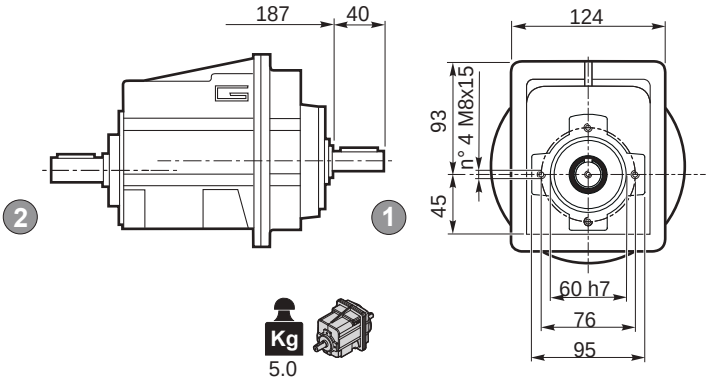

输入法兰
Input flange

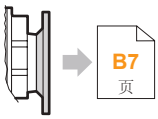

输出轴
Output shaft
2

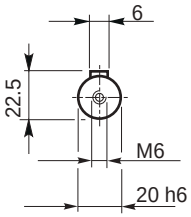

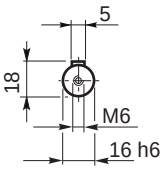

输入轴
Input shaft
1

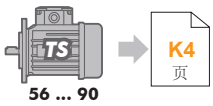

CMG 013 U

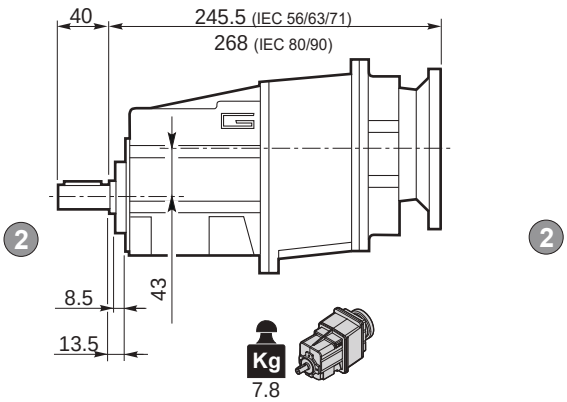

CMGIS 013 U

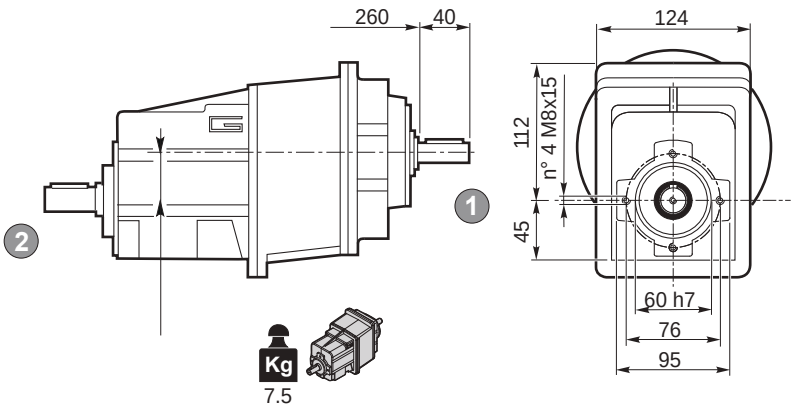

输入法兰
Input flange

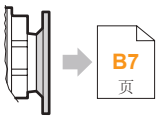

输出轴
Output shaft
2

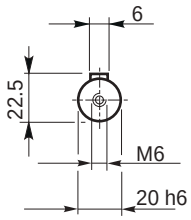

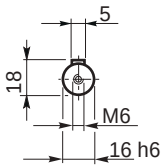

输入轴
Input shaft
1

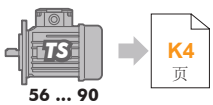

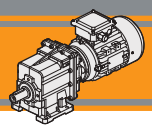

尺寸参数 *Dimensions*

CMG 012 H.. - CMG 013 H..

CMG 012 H..

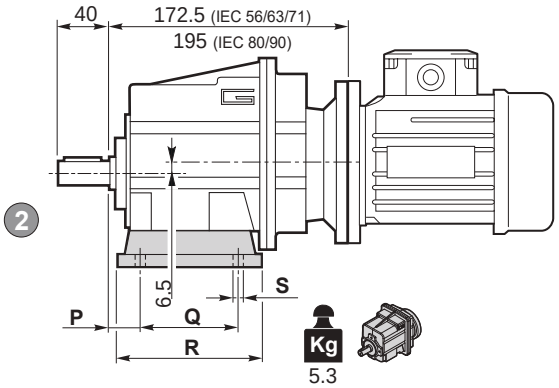

输入法兰
Input flange

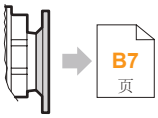

B7 页

输出轴
Output shaft
2

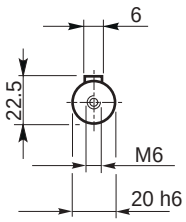

CMGIS 012 H..

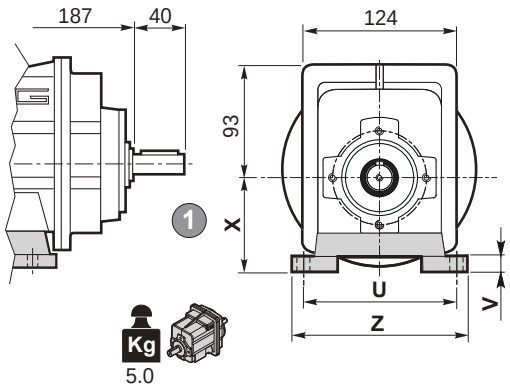

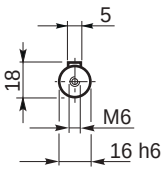

输入轴
Input shaft
1

56 ... 90

K4 页

CMG 013 H..

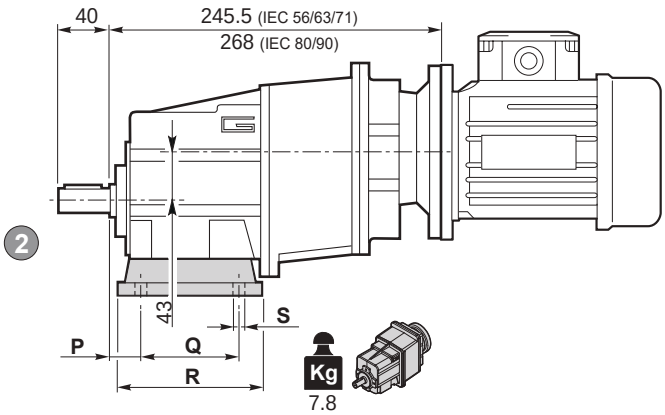

输入法兰
Input flange

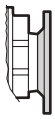

B7 页

输出轴
Output shaft
2

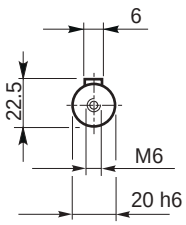

CMGIS 013 H..

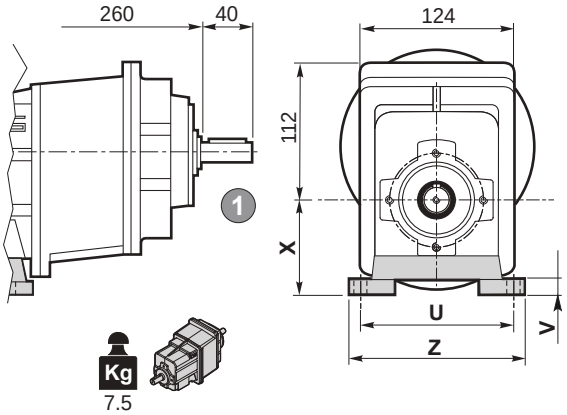

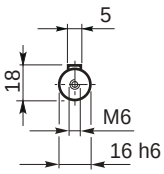

输入轴
Input shaft
1

56 ... 90

K4 页

H 型 / *H Version*										
CMG CMGIS	**P**	**Q**	**R**	**S**	**U**	**V**	**X**	**Z**	**底座 / *Foot***	
									类型 / *Type*	重量 / *Weight* [kg]
012 013	**20**	**85**	**108**	**9**	**115**	**12**	**65**	**139**	**H65**	**0.7**
	18	80	118	9	110	12	75	140	**H75**	1.0
	25	85	120	9	120	12	80	140	**H80**	1.1
	18	50 - 87	118	9	110	12	85	130	**H85**	1.2
	25	130	154	9	110	12	90	135	**H90**	1.5
	18	60 - 107.5	135	11	130	12	100	155	**H100**	1.7

推荐 / *Preferred*

尺寸参数 *Dimensions*

CMG 012 F.. - CMG 013 F..

CMG 012 F..

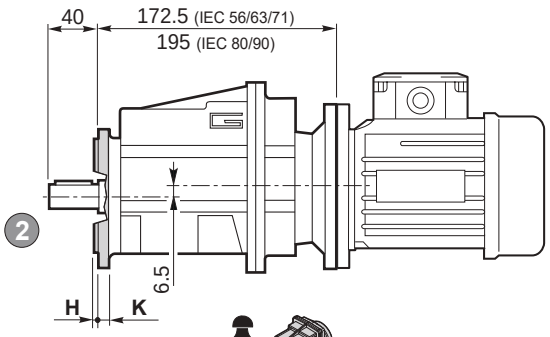

Kg 5.3

输入法兰 *Input flange*

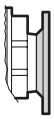

B7 页

输出轴 *Output shaft* 2

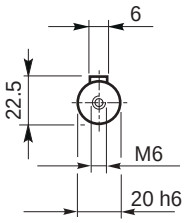

CMGIS 012 F..

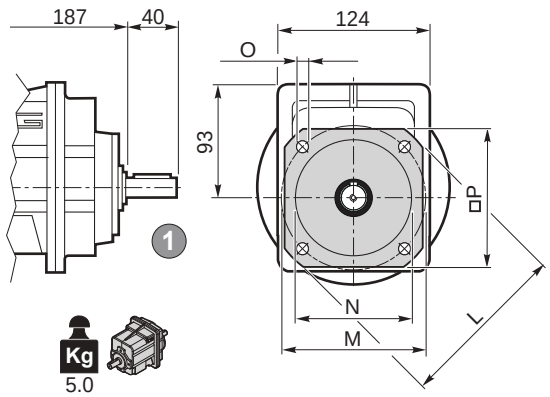

Kg 5.0

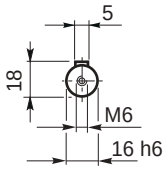

输入轴 *Input shaft* 1

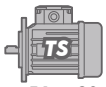

56 ... 90

K4 页

CMG 013 F..

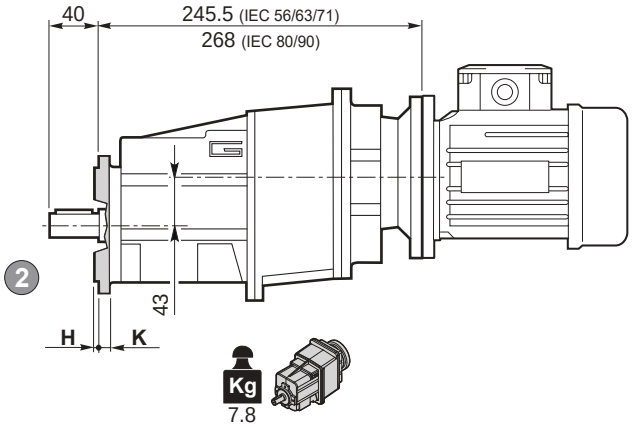

Kg 7.8

输入法兰 *Input flange*

B7 页

输出轴 *Output shaft* 2

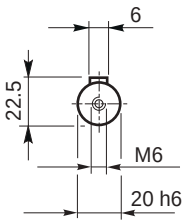

CMGIS 013 F..

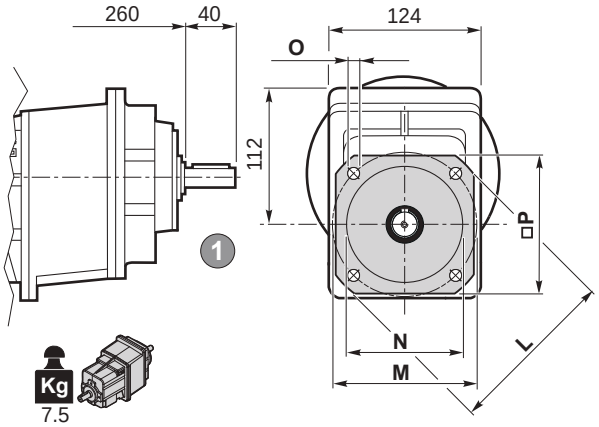

Kg 7.5

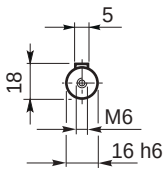

输入轴 *Input shaft* 1

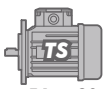

56 ... 90

K4 页

F 型 / *F Version*									
CMG CMGIS	H	K	L	M	N f7	O	P	法兰 / *Flange* 类型 / *Type*	重量 / *Weight* [kg]
012 013	3	9	120	100	80	9	106	**F120**	0.5
	3.5	9	140	115	95	9	115	**F140**	0.8
	3.5	9	160	130	110	9	126	**F160**	1.1
	3.5	11	200	165	130	11	165	**F200**	1.8

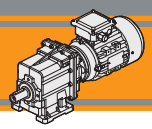

尺寸参数 **Dimensions**

CMG 012 H../F.. - CMG 013 H../F..

CMG 012 H../F..

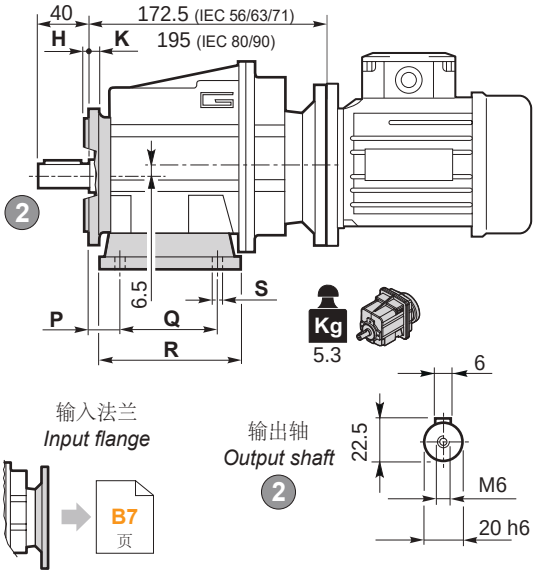

CMGIS 012 H../F..

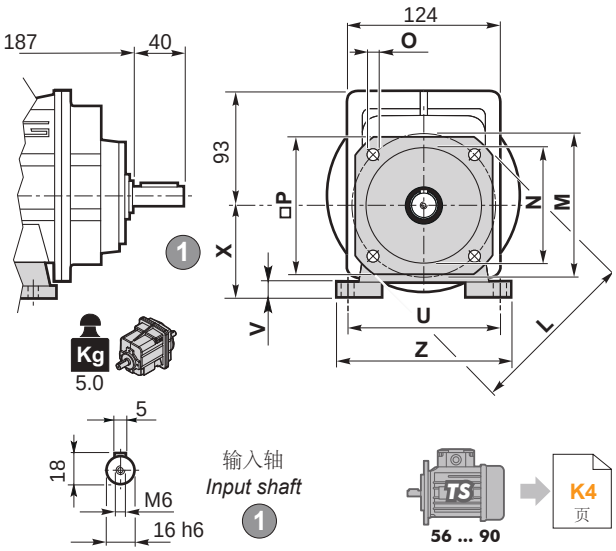

CMG 013 H../F..

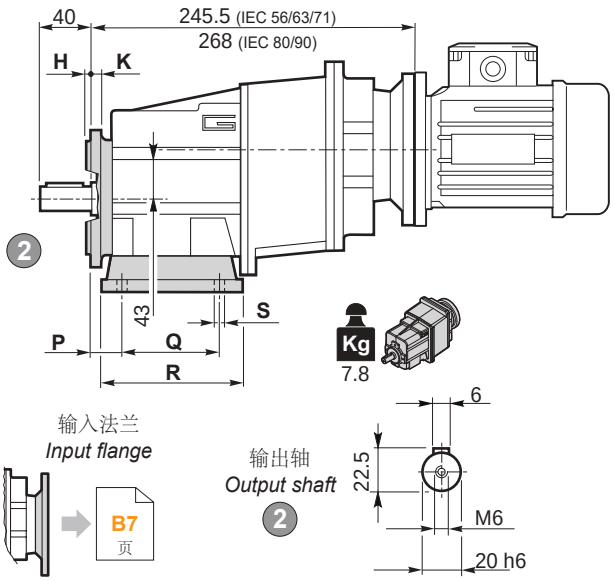

CMGIS 013 H../F..

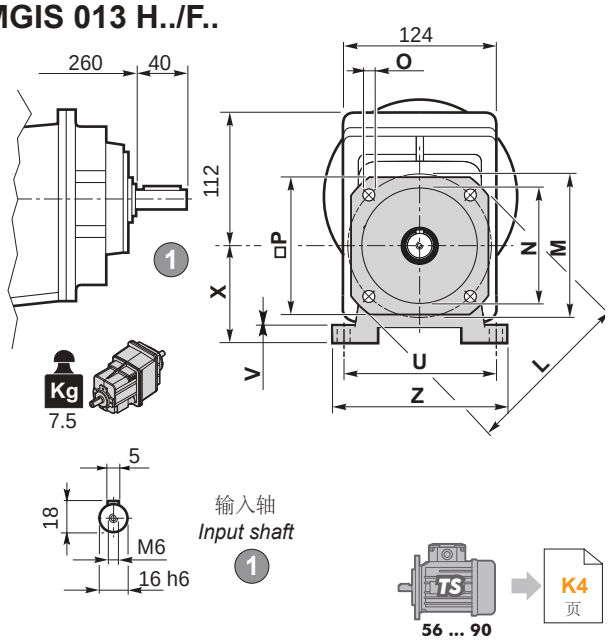

CMG CMGIS	H 型 / *H* Version								底座 / *Foot*		可装配 H/F *Possible combinations H/F*			
	P	Q	R	S	U	V	X	Z	类型 *Type*	重量 / *Weight* [kg]	F120	F140	F160	F200
012 013	**20**	**85**	**108**	**9**	**115**	**12**	**65**	**139**	**H65**	**0.7**	●	●		
	18	80	118	9	110	12	75	140	**H75**	1.0	●	●	●	
	25	85	120	9	120	12	80	140	**H80**	1.1	●	●	●	
	18	50 - 87	118	9	110	12	85	130	**H85**	1.2	●	●	●	
	25	130	154	9	110	12	90	135	**H90**	1.5	●	●	●	●
	18	60 - 107.5	135	11	130	12	100	155	**H100**	1.7	●	●	●	●

推荐 / *Preferred*

● 可装配 H/F / *Possible combinations H/F*

CMG CMGIS	F 型 / *F Version*							法兰 / *Flange*	
	H	K	L	M	N f7	O	P	类型 / *Type*	重量 / *Weight* [kg]
012 013	3	9	120	100	80	9	106	**F120**	0.5
	3.5	9	140	115	95	9	115	**F140**	0.8
	3.5	9	160	130	110	9	126	**F160**	1.1
	3.5	11	200	165	130	11	165	**F200**	1.8

尺寸参数 *Dimensions*

CMG 022 U - CMG 023 U

CMG 022 U

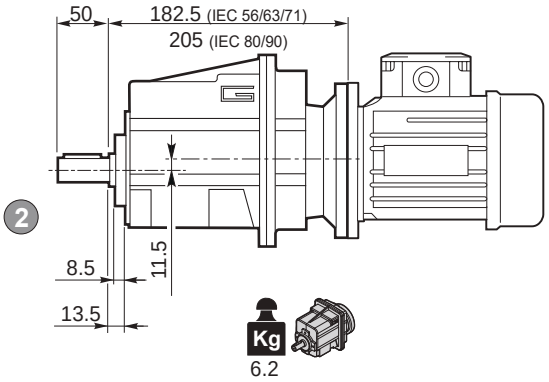

CMGIS 022 U

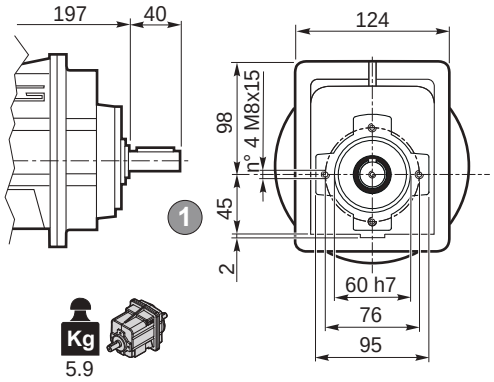

输入法兰
Input flange

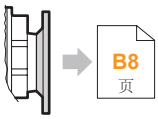

输出轴
Output shaft
2

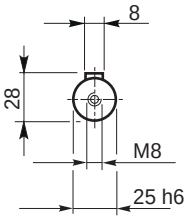

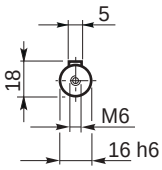

输入轴
Input shaft
1

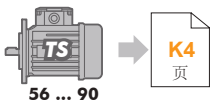

CMG 023 U

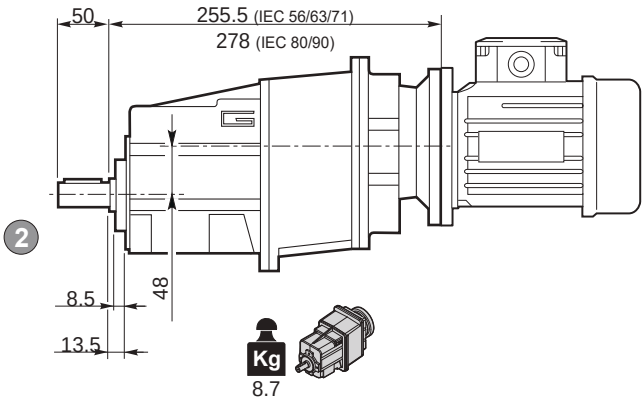

CMGIS 023 U

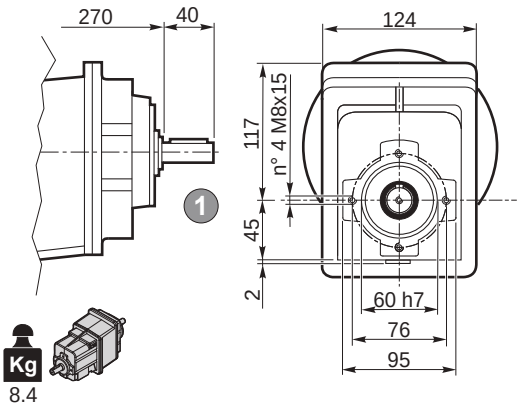

输入法兰
Input flange

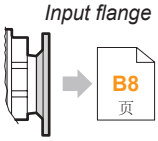

输出轴
Output shaft
2

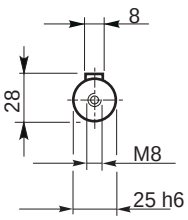

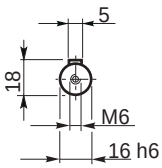

输入轴
Input shaft
1

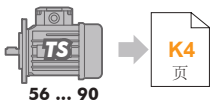

尺寸参数 *Dimensions*

CMG 022 H.. - CMG 023 H..

CMG 022 H..

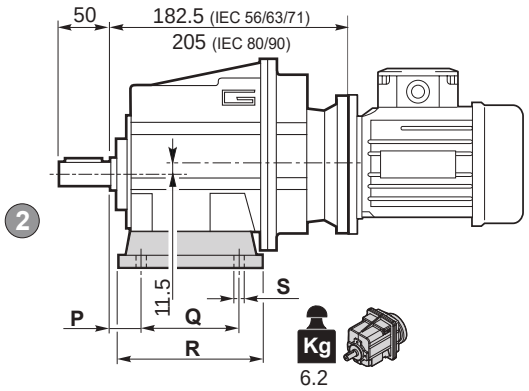

CMGIS 022 H..

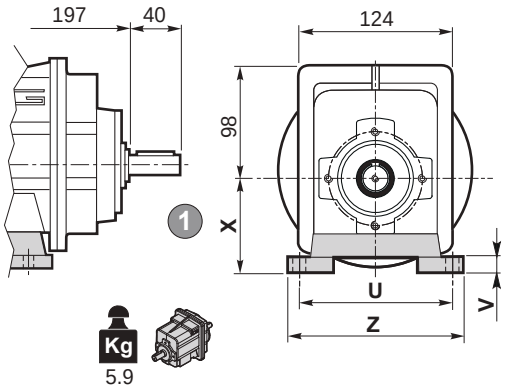

输入法兰
Input flange

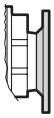

B8 页

输出轴
Output shaft
2

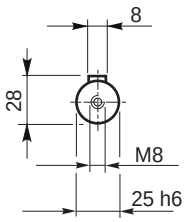

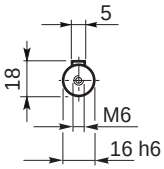

输入轴
Input shaft
1

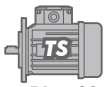

K4 页

CMG 023 H..

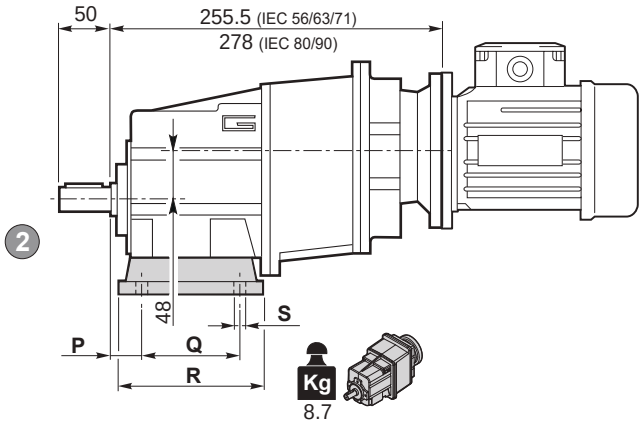

CMGIS 023 H..

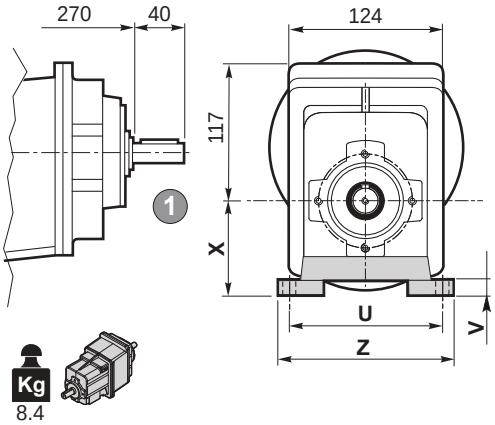

输入法兰
Input flange

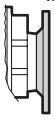

B8 页

输出轴
Output shaft
2

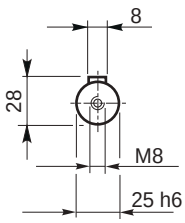

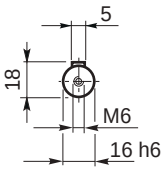

输入轴
Input shaft
1



K4 页

H 型 / *H Version*										
CMG CMGIS	P	Q	R	S	U	V	X	Z	底座/ *Foot* 类型 / *Type*	重量 / *Weight* [kg]
022 023	**20**	**85**	**108**	**9**	**115**	**12**	**65**	**139**	**H65**	**0.7**
	18	80	118	9	110	12	75	140	**H75**	1.0
	25	85	120	9	120	12	80	140	**H80**	1.1
	18	50 - 87	118	9	110	12	85	130	**H85**	1.2
	25	130	154	9	110	12	90	135	**H90**	1.5
	18	60 - 107.5	135	11	130	12	100	155	**H100**	1.7

推荐 / *Preferred*

尺寸参数 *Dimensions*

CMG 022 F.. - CMG 023 F..

CMG 022 F..

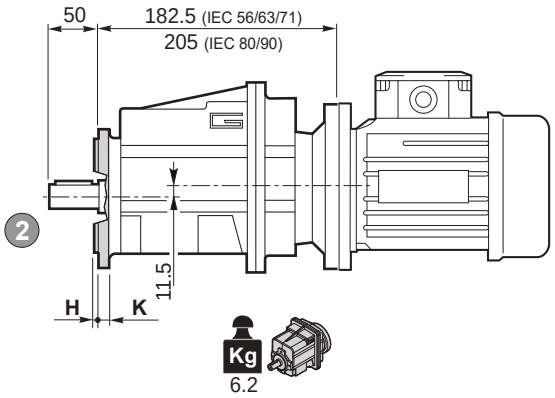

CMGIS 022 F..

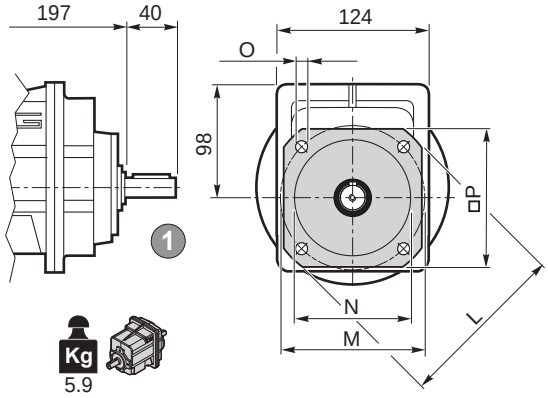

输入法兰 *Input flange*

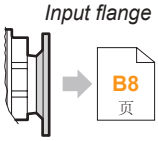

输出轴 *Output shaft* 2

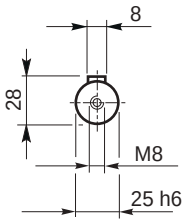

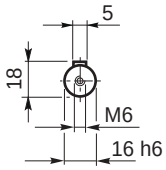

输入轴 *Input shaft* 1

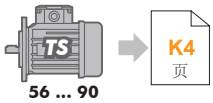

CMG 023 F..

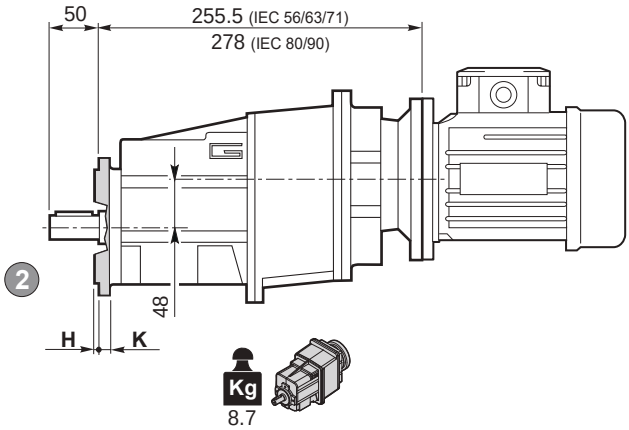

CMGIS 023 F..

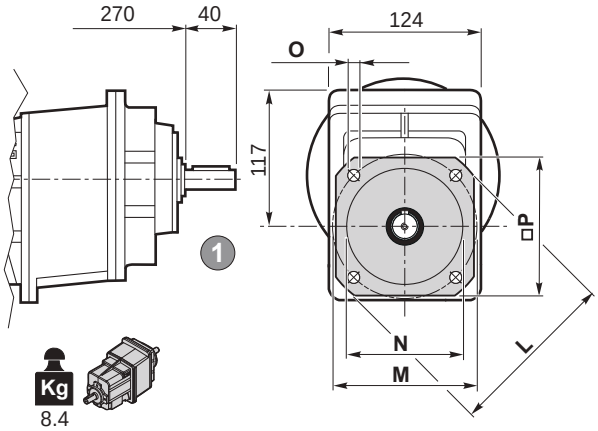

输入法兰 *Input flange*

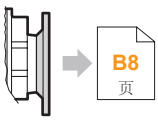

输出轴 *Output shaft* 2

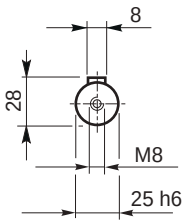

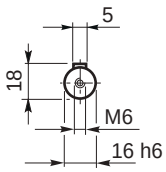

输入轴 *Input shaft* 1

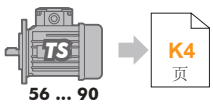

F 型 / *F Version*									
CMG CMGIS	H	K	L	M	N f7	O	P	底座 / *Flange* 类型 / *Type*	底座 / *Flange* 重量 / *Weight* [kg]
022 023	3	9	120	100	80	9	106	**F120**	0.5
	3.5	9	140	115	95	9	115	**F140**	0.8
	3.5	9	160	130	110	9	126	**F160**	1.1
	3.5	11	200	165	130	11	165	**F200**	1.8

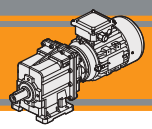

尺寸参数 *Dimensions*

CMG 022 H../F.. - CMG 023 H../F..

CMG 022 H../F..

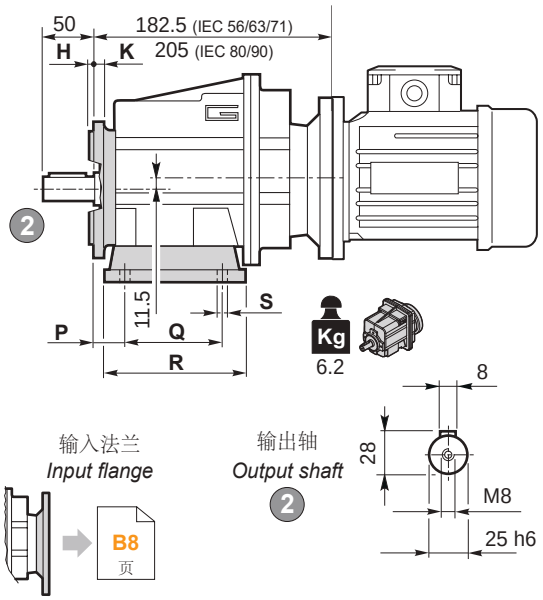

CMGIS 022 H../F..

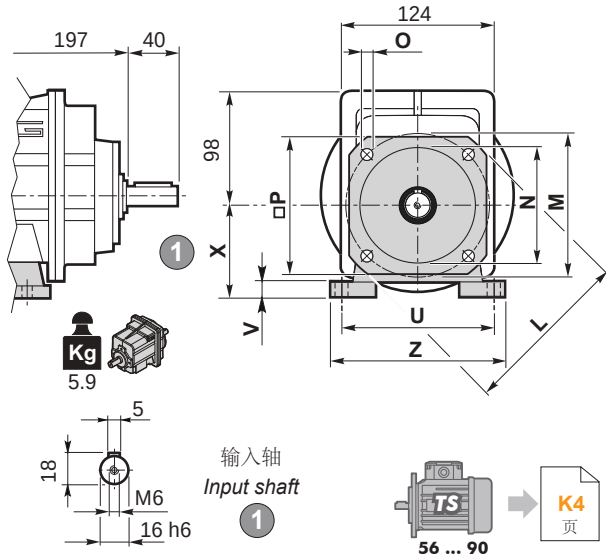

CMG 023 H../F..

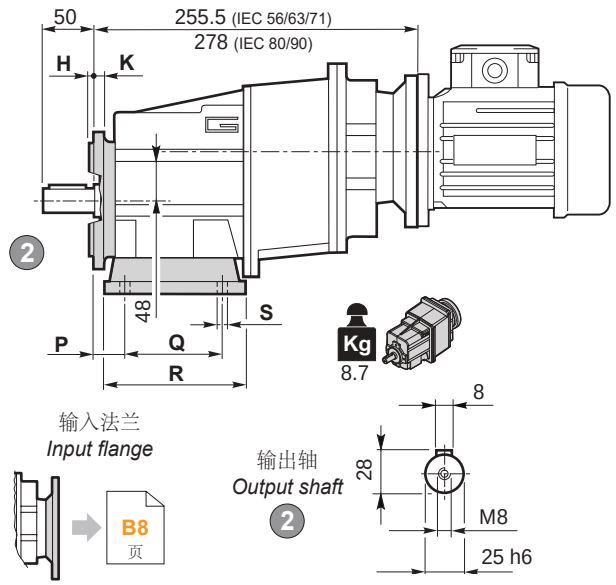

CMGIS 023 H../F..

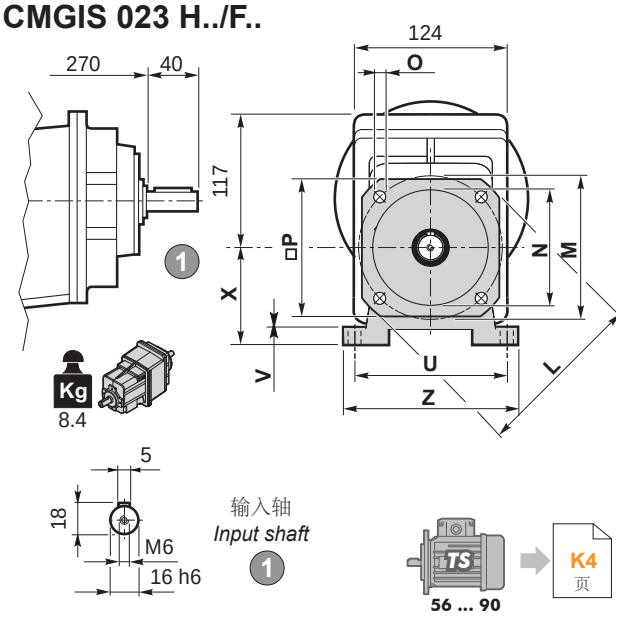

CMG CMGIS	H 型 / *H* Version								底座 / *Foot*		可装配 H/F *Possible combinations H/F*			
	P	Q	R	S	U	V	X	Z	类型 *Type*	重量 / *Weight* [kg]	F120	F140	F160	F200
022 023	**20**	**85**	**108**	**9**	**115**	**12**	**65**	**139**	**H65**	**0.7**	●	●		
	18	80	118	9	110	12	75	140	**H75**	1.0	●	●	●	
	25	85	120	9	120	12	80	140	**H80**	1.1	●	●	●	
	18	50 - 87	118	9	110	12	85	130	**H85**	1.2	●	●	●	
	25	130	154	9	110	12	90	135	**H90**	1.5	●	●	●	●
	18	60 - 107.5	135	11	130	12	100	155	**H100**	1.7	●	●	●	●

推荐 / *Preferred*

● 可装配 H/F / *Possible combinations H/F*

CMG CMGIS	F 型 / *F Version*							法兰/ *Flange*	
	H	K	L	M	N f7	O	P	类型 / *Type*	重量 / *Weight* [kg]
022 023	3	9	120	100	80	9	106	**F120**	0.5
	3.5	9	140	115	95	9	115	**F140**	0.8
	3.5	9	160	130	110	9	126	**F160**	1.1
	3.5	11	200	165	130	11	165	**F200**	1.8

尺寸参数 *Dimensions*

CMG 032 U - CMG 033 U

CMG 032 U

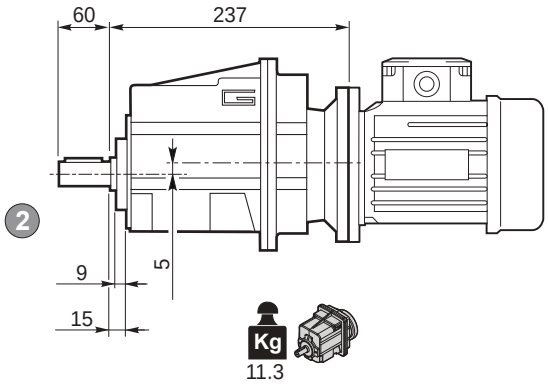

CMGIS 032 U

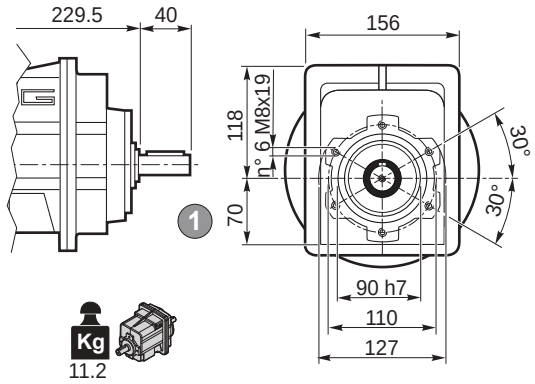

输入法兰
Input flange

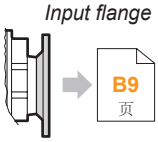

B9 页

输出轴
Output shaft
2

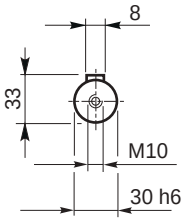

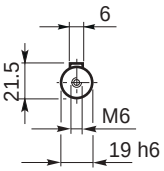

输入轴
Input shaft
1



K4 页

CMG 033 U

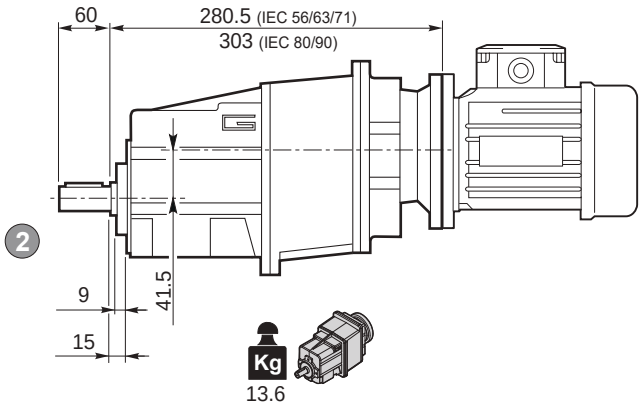

CMGIS 033 U

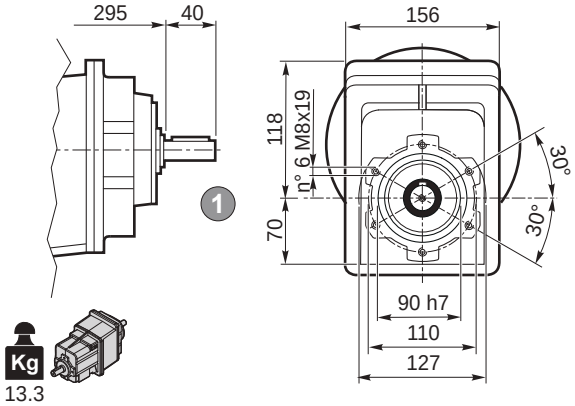

输入法兰
Input flange

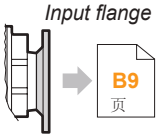

B9 页

输出轴
Output shaft
2

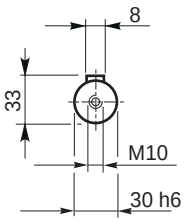

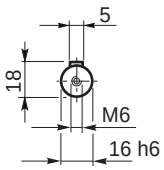

输入轴
Input shaft
1

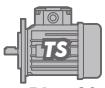

K4 页

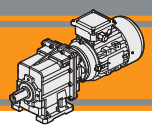

尺寸参数 *Dimensions*

CMG 032 H.. - CMG 033 H..

CMG 032 H..

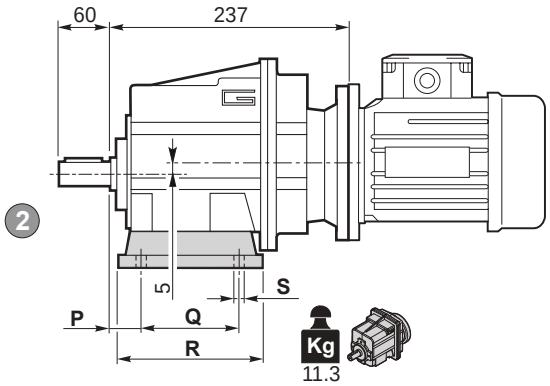

输入法兰
Input flange

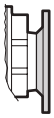

B9 页

输出轴
Output shaft
2

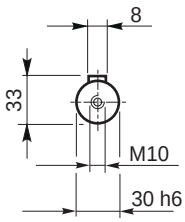

CMGIS 032 H..

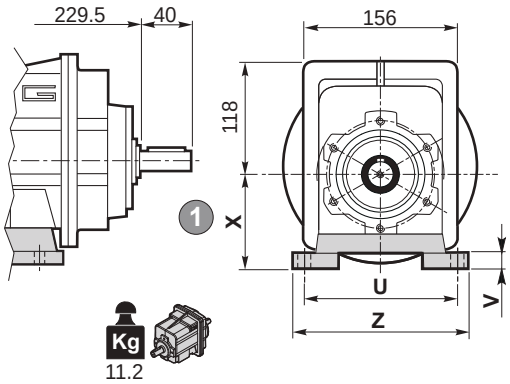

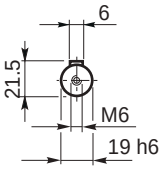

输入轴
Input shaft
1



71 ... 100

K4 页

CMG 033 H..

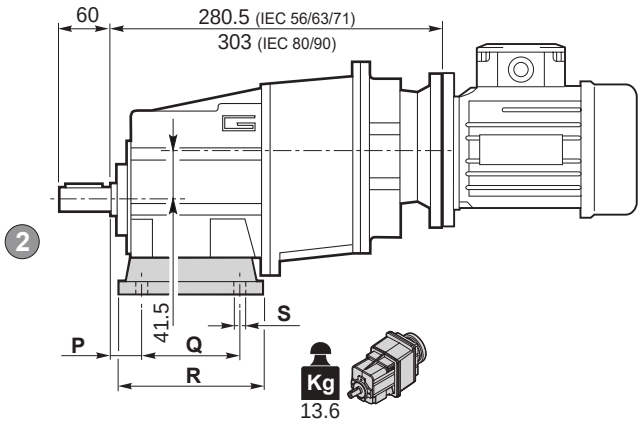

输入法兰
Input flange

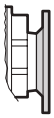

B9 页

输出轴
Output shaft
2

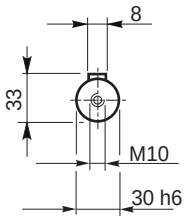

CMGIS 033 H..

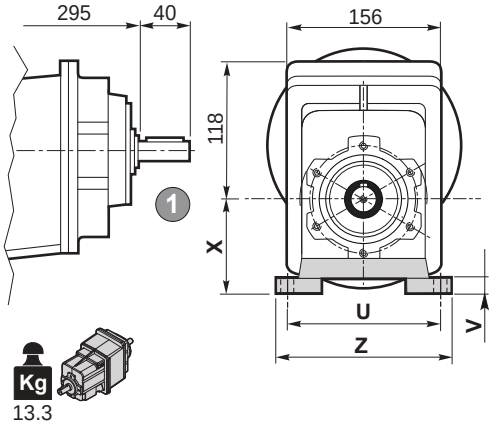

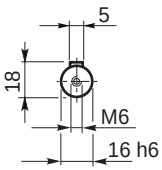

输入轴
Input shaft
1

56 ... 90

K4 页

H 型 / *H Version*										
CMG CMGIS	P	Q	R	S	U	V	X	Z	底座 / *Foot* 类型 / *Type*	底座 / *Foot* 重量 / *Weight* [kg]
032 033	**30**	**105**	**136**	**14**	**160**	**14**	**95**	**194**	**H95**	**1.5**
	30	100	150	11	150	14	110	185	**H110**	1.9
	18	70			160					
	30	165	195	14	135	14	115	170	**H115**	2.2
	35	110	160	14	170	14	120	210	**H120**	2.6
	19.5	149.5	184	14	180	18	130	214	**H130**	2.9

推荐 / *Preferred*

尺寸参数 *Dimensions*

CMG 032 F.. - CMG 033 F..

CMG 032 F..

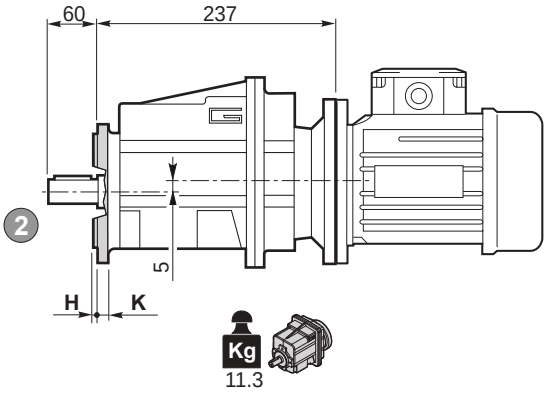

CMGIS 032 F..

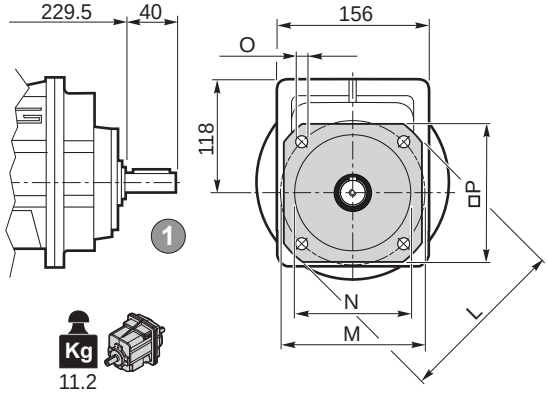

输入法兰
Input flange

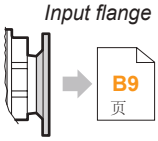

B9 页

输出轴
Output shaft
2

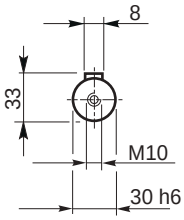

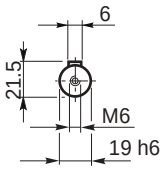

输入轴
Input shaft
1



K4 页

71 ... 100

CMG 033 F..

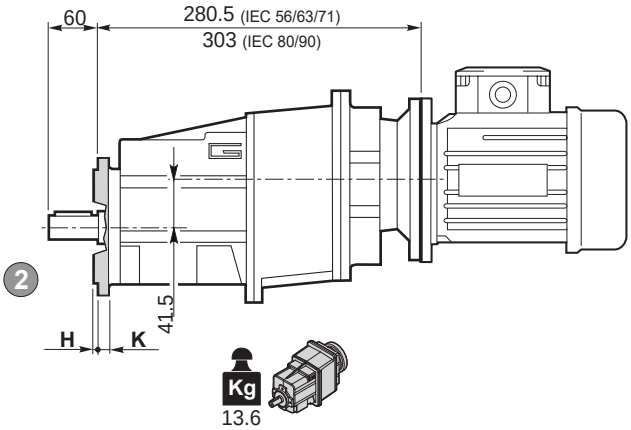

CMGIS 033 F..

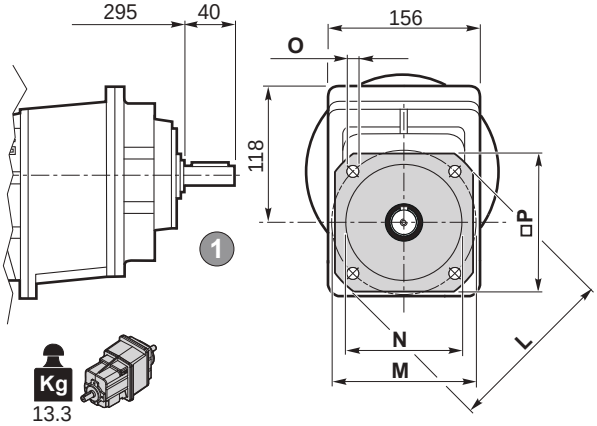

输入法兰
Input flange

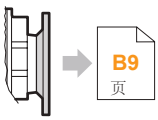

B9 页

输出轴
Output shaft
2

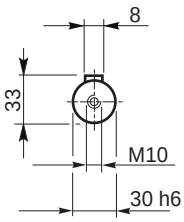

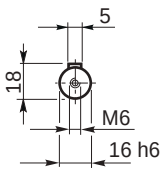

输入轴
Input shaft
1

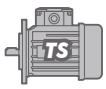

K4 页

56 ... 90

F 型 / *F Version*									
CMG CMGIS	**H**	**K**	**L**	**M**	**N** f7	**O**	**P**	**法兰 / *Flange***	
								类型/ *Type*	重量 / *Weight* [kg]
032 033	3.5	11	160	130	110	9	140	**F160**	1.0
	3.5	11	200	165	130	11	165	**F200**	1.8
	4	12	250	215	180	14	215	**F250**	2.9

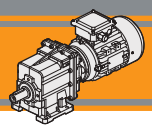

尺寸参数 *Dimensions*

CMG 032 H../F.. - CMG 033 H../F..

CMG 032 H../F..

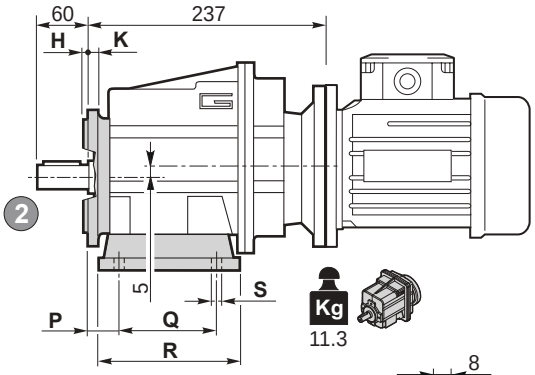

输入法兰
Input flange

B9 页

输出轴
Output shaft
2

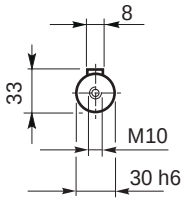

CMGIS 032 H../F..

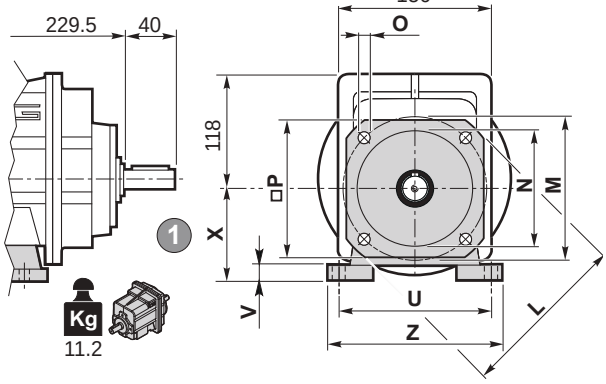

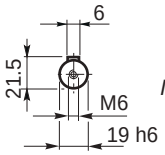

输入轴
Input shaft
1

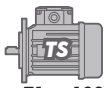

71 ... 100

K4 页

CMG 033 H../F..

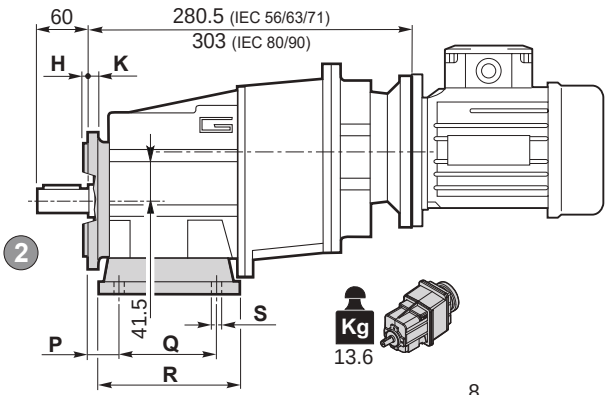

输入法兰
Input flange

B9 页

输出轴
Output shaft
2

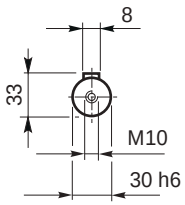

CMGIS 033 H../F..

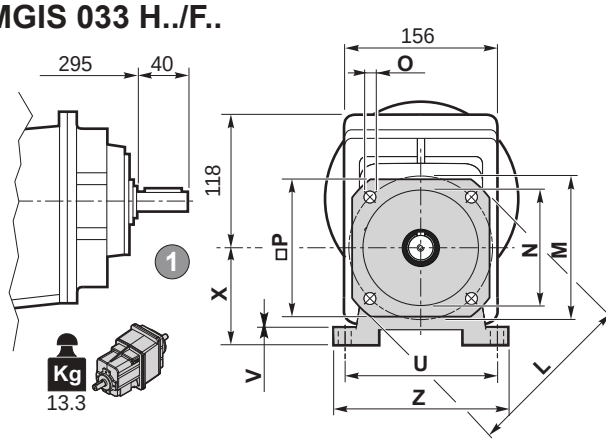

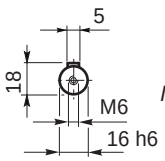

输入轴
Input shaft
1



56 ... 90

K4 页

CMG CMGIS	H 型 / *H* Version								底座 / *Foot*		可装配 H/F *Possible combinations H/F*		
	P	Q	R	S	U	V	X	Z	类型 *Type*	重量 / *Weight* [kg]	F160	F200	F250
032 033	**30**	**105**	**136**	**14**	**160**	**14**	**95**	**194**	**H95**	**1.5**	●	●	
	30	100	150	11	150	14	110	185	**H110**	1.9	●	●	
	18	70			160								
	30	165	195	14	135	14	115	170	**H115**	2.2	●	●	●
	35	110	160	14	170	14	120	210	**H120**	2.6	●	●	●
	19.5	149.5	184	14	180	18	130	214	**H130**	2.9	●	●	●

推荐 / *Preferred*

● 可装配 H/F / *Possible combinations H/F*

CMG CMGIS	F 型 / *F Version*							法兰 / *Flange*	
	H	K	L	M	N f7	O	P	类型 / *Type*	重量 / *Weight* [kg]
032 033	3.5	11	160	130	110	9	140	**F160**	1.0
	3.5	11	200	165	130	11	165	**F200**	1.8
	4	12	250	215	180	14	215	**F250**	2.9

尺寸参数 *Dimensions*

CMG 042 U - CMG 043 U

CMG 042 U

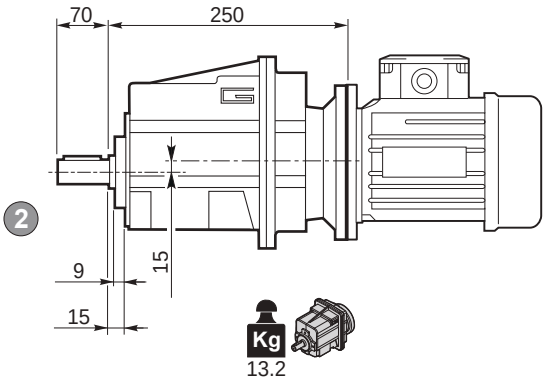

CMGIS 042 U

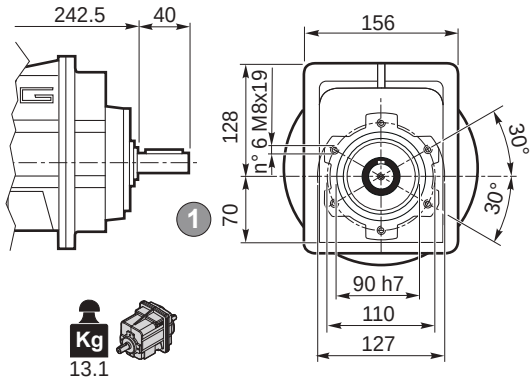

输入法兰
Input flange

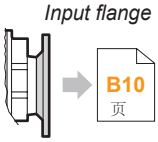

B10 页

输出轴
Output shaft
2

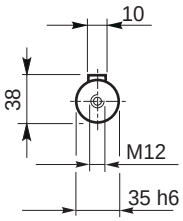

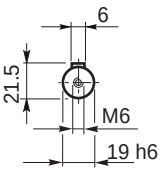

输入轴
Input shaft
1

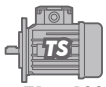

71 ... 100

K4 页

CMG 043 U

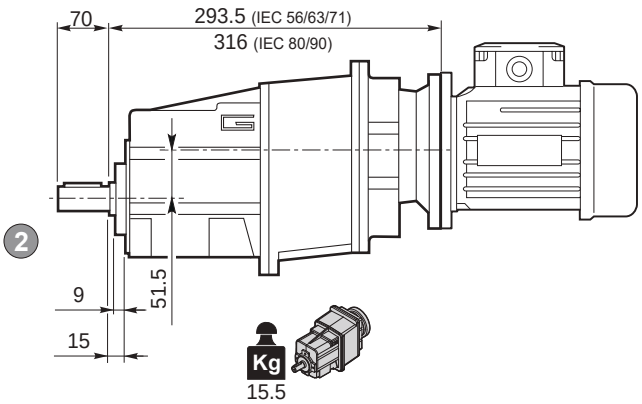

CMGIS 043 U

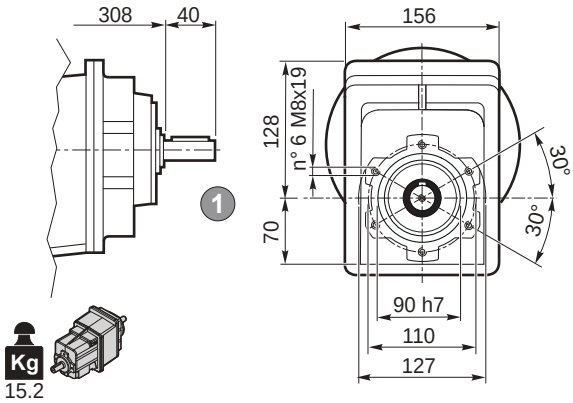

输入法兰
Input flange

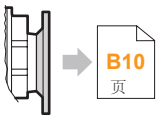

B10 页

输出轴
Output shaft
2

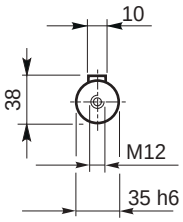

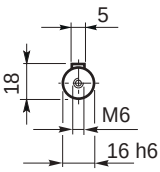

输入轴
Input shaft
1

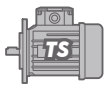

56 ... 90

K4 页

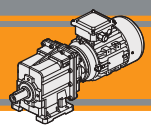

尺寸参数 *Dimensions*

CMG 042 H.. - CMG 043 H..

CMG 042 H..

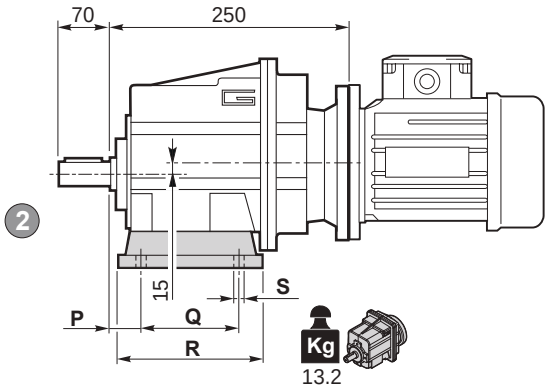

CMGIS 042 H..

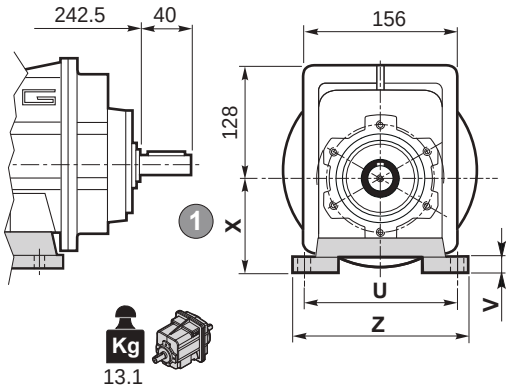

输入法兰
Input flange

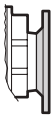

B10 页

输出轴
Output shaft
2

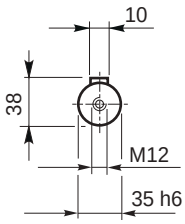

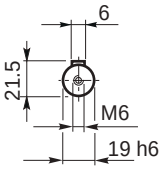

输入轴
Input shaft
1



71 ... 100

K4 页

CMG 043 H..

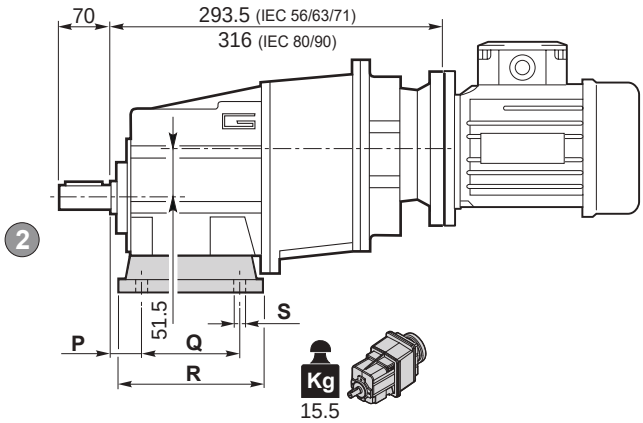

CMGIS 043 H..

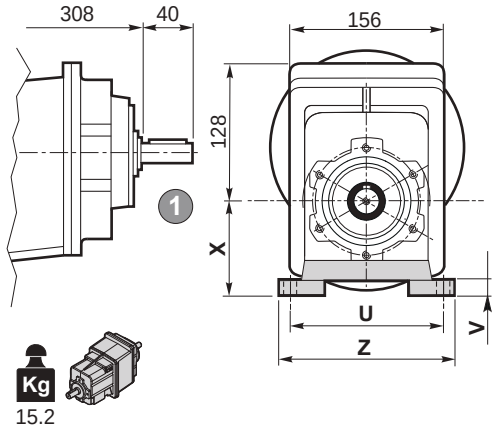

输入法兰
Input flange

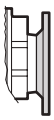

B10 页

输出轴
Output shaft
2

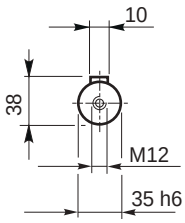

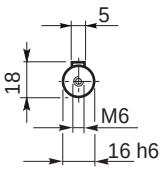

输入轴
Input shaft
1

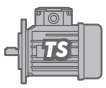

56 ... 90

K4 页

H 型 / *H Version*										
CMG CMGIS	P	Q	R	S	U	V	X	Z	底座 / *Foot* 类型 / *Type*	底座 / *Foot* 重量/ *Weight* [kg]
042 043	30	105	136	14	160	14	95	194	H95	1.5
	30	100	150	11	150	14	110	185	H110	1.9
	18	70			160					
	30	165	195	14	135	14	115	170	H115	2.2
	35	110	160	14	170	14	120	210	H120	2.6
	19.5	149.5	185.4	14	180	18	130	216	H130	2.9

推荐 / *Preferred*

尺寸参数 *Dimensions*

CMG 042 F.. - CMG 043 F..

CMG 042 F..

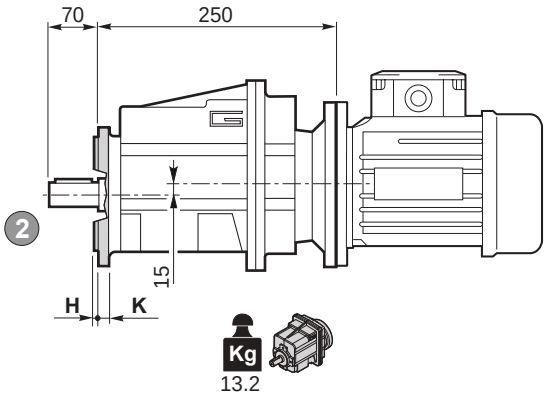

CMGIS 042 F..

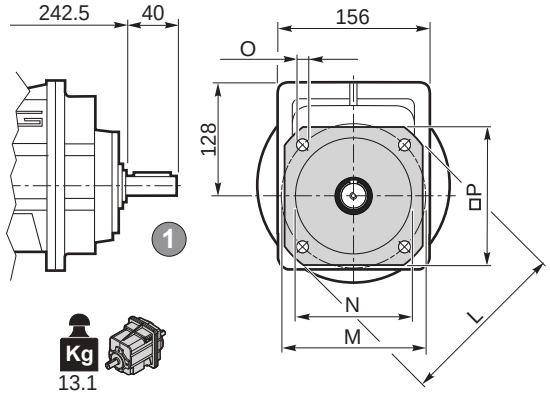

输入法兰
Input flange

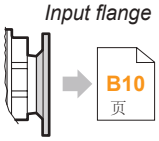

输出轴
Output shaft
2

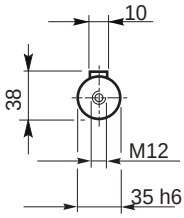

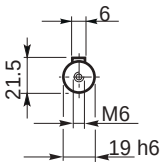

输入轴
Input shaft
1

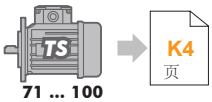

CMG 043 F..

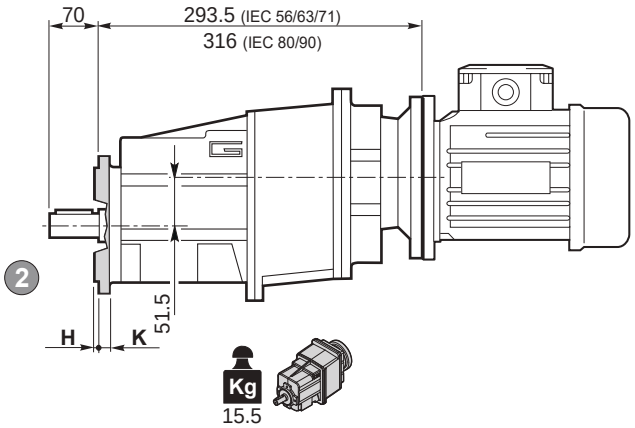

CMGIS 043 F..

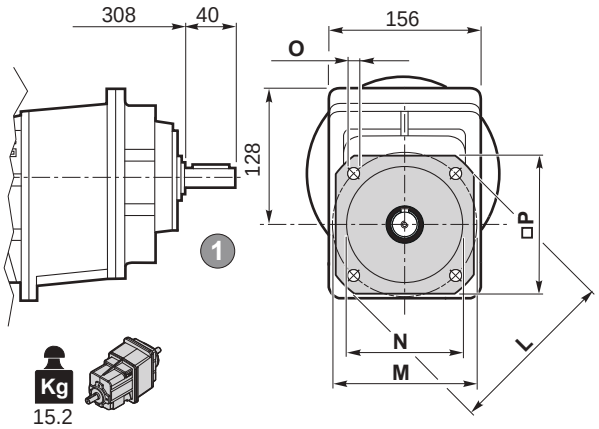

输入法兰
Input flange

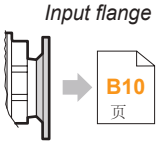

输出轴
Output shaft
2

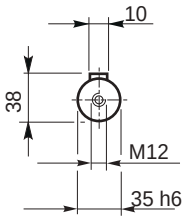

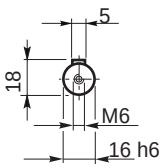

输入轴
Input shaft
1

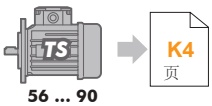

F型 / *F Version*									
CMG CMGIS	H	K	L	M	N f7	O	P	底座/ *Flange*	
								类型 / *Type*	重量/ *Weight* [kg]
042 043	3.5	11	160	130	110	9	140	**F160**	1.0
	3.5	11	200	165	130	11	165	**F200**	1.8
	4	12	250	215	180	14	215	**F250**	2.9

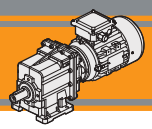

尺寸参数 *Dimensions*

CMG 042 H../F.. - CMG 043 H../F..

CMG 042 H../F..

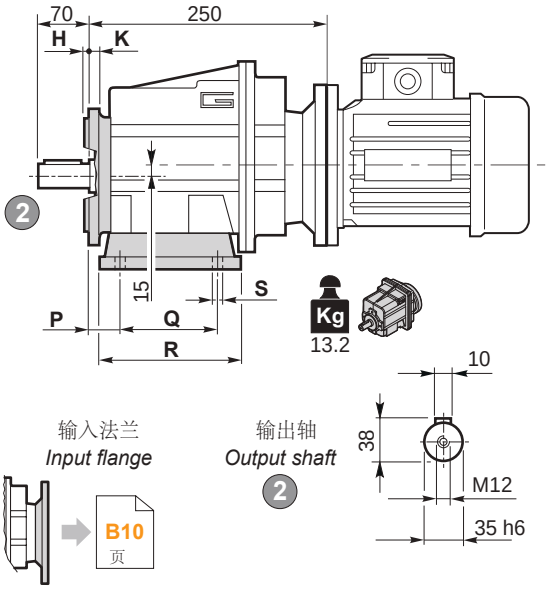

CMGIS 042 H../F..

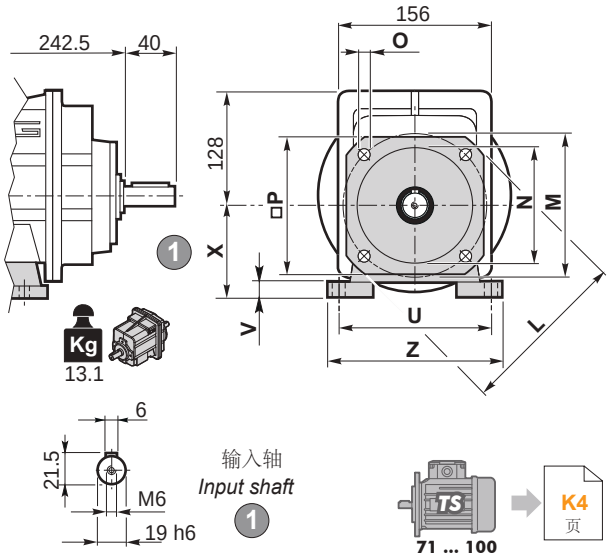

CMG 043 H../F..

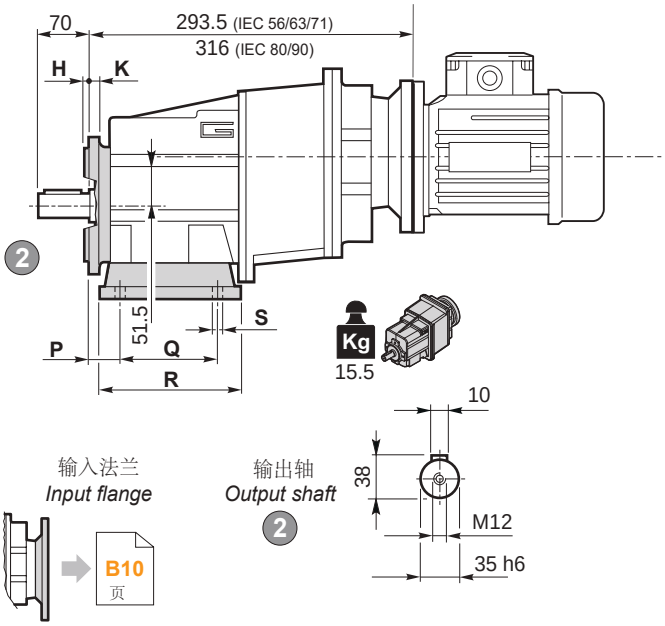

CMGIS 043 H../F..

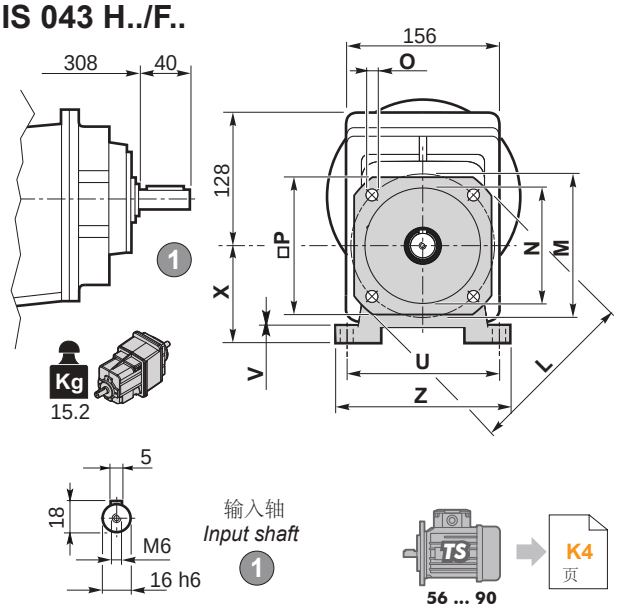

CMG CMGIS	P	Q	R	S	U	V	X	Z	底座 / Foot 类型 Type	重量 / Weight [kg]	可装配 H/F Possible combinations H/F F160	F200	F250
	H 型 / H Version												
042 043	**30**	**105**	**136**	**14**	**160**	**14**	**95**	**194**	**H95**	**1.5**	●	●	
	30	100	150	11	150	14	110	185	**H110**	1.9	●	●	
	18	70			160								
	30	165	195	14	135	14	115	170	**H115**	2.2	●	●	●
	35	110	160	14	170	14	120	210	**H120**	2.6	●	●	●
	19.5	149.5	185.5	14	180	18	130	216	**H130**	2.9	●	●	●

推荐 / *Preferred*

● 可装配 H/F / *Possible combinations H/F*

CMG CMGIS	H	K	L	M	N f7	O	P	法兰 / Flange 类型 / Type	重量 / Weight [kg]
	F 型 / F Version								
042 043	3.5	11	160	130	110	9	140	**F160**	1.0
	3.5	11	200	165	130	11	165	**F200**	1.8
	4	12	250	215	180	14	215	**F250**	2.9

TRANSTECNO SRL
HEADQUARTERS
Company subject to the management
and coordination of INTERPUMP GROUP SPA
Via Caduti di Sabbiuno, 11/D-E
40011 Anzola dell'Emilia (BO)
ITALY
T+39 051 64 25 811
F +39 051 73 49 43
sales@transtecno.com
www.transtecno.com

TRANSTECNO®
the modular gearmotor

MEMBER OF INTERPUMP GROUP

CATALUAC1122 HTC

HANGZHOU TRANSTECNO POWER TRANSMISSIONS CO LTD
No.4 Xiuyan Road Fengdu Industry Zone
Pingyao Town Yuhang District
Hangzhou City, Zhejiang Province
311115 – CHINA
T +86 571 86 92 02 60
info-china@transtecno.cn
www.transtecno.cn

MA TRANSTECNO S.A.P.I. DE C.V.
Av. Mundial # 176, Parque Industrial
JM Apodaca, Nuevo León,
C.P. 66600 - MÉXICO
T +52 8113340920
info@transtecno.com.mx
www.transtecno.com.mx

TRANSTECNO IBÉRICA
THE MODULAR GEARMOTOR, S.A.
Carrer de la Ciència, 45
08840 Viladecans (Barcelona) - SPAIN
T +34 931 598 950
info@transtecno.es
www.transtecno.es

TRANSTECNO B.V.
Siliciumweg 32
3812 SX Amersfoort - NETHERLANDS
T +31(0) 33 45 19 505
info@transtecno.nl
www.transtecno.nl

TRANSTECNO AANDRIJFTECHNIEK B.V.
Siliciumweg 32
3812 SX Amersfoort - NETHERLANDS
T +31 (0) 33 20 4 7 006
info@transtecnoaandrijftechniek.nl
www.transtecnoaandrijftechniek.nl

TRANSTECNO USA
8 Creek Parkway,
Boothwyn PA 19061-8136 - UNITED STATES
T + 1 (610) 4970154

TRANSTECNO USA – WEST COAST BRANCH
14561 Fryelands Blvd SE
Monroe, WA 98272 - UNITED STATES
T +1 360-863-1300
usaoffice@transtecno.com
www.transtecno.com

TRANSTECNO CANADA
51 B Caldari Road Unit 10
Vaughan, ON L4K 4G3 - CANADA
T +1 905 761 0762
canadaoffice@transtecno.com
www.transtecno.com

TRANSTECNO CHILE-PERU
Av. Los Libertadores 41
Parque Industrial - Los Libertadors 16.500
Santiago, Colina - CHILE
T +56 2 29633870

Carretera Panamericana Sur KM 29.5,
Interior I-3, Z.I. Lurin - PERU
T +51 1 3546259 / + 51 1 3434231
chileoffice@transtecno.com
www.transtecno.com

TRANSTECNO INDIA
#6A, Sipcot Industrial complex, Phase-1,Elasagiri Road
Hosur – 635126 Tamilnadu - INDIA
T +91 4344 274434
M +91 81443 88800

TRANSTECNO INDIA – NORTH BRANCH
Plot No: 3 A, Sector 2, IIE, Sidcul, Pantnagar
U.S. Nagar, Uttarakhand – 263153 - INDIA
indiaoffice@transtecno.com
www.transtecno.com

TRANSTECNO BRAZIL
Rua Gilberto de Zorzi, 525 Forqueta - CEP. 95115-730
CX Postal 3544 Caxias do Sul RS – BRAZIL

TRANSTECNO BRAZIL – SÃO PAULO BRANCH
R. Mafalda Barnabe Soliane, 314 – CEP. 13347-610
Indaiatuba, São Paulo - BRAZIL
T +55 19 3437 2520

TRANSTECNO BRAZIL – PORTO ALEGRE BRANCH
Rua Dr. Freire Alemão 155 / 402 - CEP. 90450-060
Auxiliadora Porto Alegre RS - BRAZIL
T +55 51 3251 5447
M +55 51 811 45 962
braziloffice@transtecno.com
www.transtecno.com.br

INTERPUMP ANTRIEBSTECHNIK - TRANSTECNO
Vertriebsbüro Stuttgart - GERMANY
T +49 (0)171 4781909
germanoffice@transtecno.com
www.transtecno.com

SALES OFFICE OCEANIA
Unit 5, 12 Nyholt Drive, Yatala 4207
Queensland - AUSTRALIA
T +61 07 3800 0103
M +61 04 38060997

UNIT 9 , 94 Boundary Rd, Sunshine West 3020
Victoria - AUSTRALIA
T +61 9312 4722
oceaniaoffice@transtecno.com
www.transtecno.com.au

SALES OFFICE SOUTH KOREA
772-41. Bongdong-ro, Bongdong-eup, Wanju-goon
Chonbuk, 55313
SOUTH KOREA
T +82 70 8867 8897
M +82 10 5094 2107
koreaoffice@transtecno.com
www.transtecno.com

www.transtecno.com