
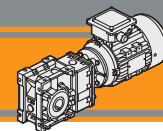




伞齿轮减速电机
Helical bevel gearmotors

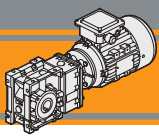




索引	<i>Index</i>	页码 <i>Page</i>
技术特征	<i>Technical features</i>	C2
选型	<i>Classification</i>	C2
运转方向	<i>Direction of rotation</i>	C3
代号说明	<i>Symbols</i>	C3
润滑油	<i>Lubrication</i>	C4
径向负荷	<i>Radial loads</i>	C4
电机适配表	<i>Motors adapters</i>	C4
技术参数	<i>Technical data</i>	C5
尺寸参数	<i>Dimensions</i>	C13
附件	<i>Accessories</i>	C17

该目录为最新版本，可替代以往的任何版本及修订。如果您是通过非正式渠道取得，不能保证是最新内容，可在本公司网站上查阅
www.transtecno.com

This section replaces any previous edition and revision. If you obtained this catalogue other than through controlled distribution channels, the most up to date content is not guaranteed. In this case the latest version is available on our web site www.transtecno.com



CMB 伞齿轮减速电机 Helical bevel gearmotors

技术特征

CMB伞齿轮减速电机高度模块化的设计特点使其在安装上可完全和CM蜗轮蜗杆减速机互换。

可选用不同的输出法兰、输出轴、扭力臂组建各种减速机方案。

CMB系列的主要特征：

- 使用压铸铝合金箱体；
- 磨削硬齿面斜齿轮；
- 使用长寿命合成润滑油。

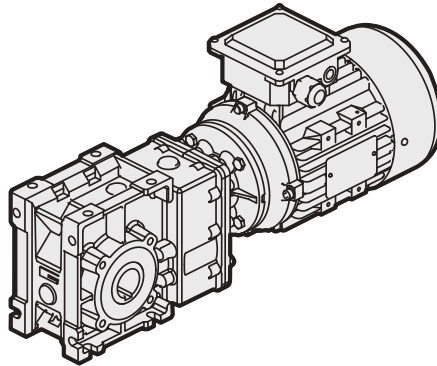
Technical features

The high degree of modularity of CMB helical bevel gearmotors allows it to be completely interchangeable with CM wormgear-boxes.

It is possible to set up the version required using output flanges, output shafts and optional torque arms.

Common features of all CMB range are:

- Die-cast aluminium housing.
- Ground-hardened helical gears.
- Permanent synthetic oil long-life lubrication.



选型

Classification

减速机 / GEARBOX										
CMB	63	3	U	9.81	D25	90	B5	SZDX	BRSX	90
类型 Type	型号 Size	级数 Stages	输出法兰型号 Version	速比 Ratio	空心输出轴 Hollow output shaft	IEC 	法兰型号 Version	输出轴 Output shaft	扭力臂 Torque arm	角度 Angle
	40 50 63 90	2 3	U FD FS FBD FBS FLD FLS	见表格 see tables	见表格 see tables	56.. — 90..	B5 B14	SZDX SZSX DZ	BRDX BRSX *	0° 90° 180° 270°

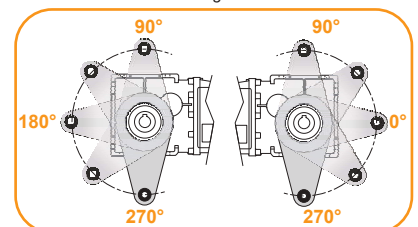
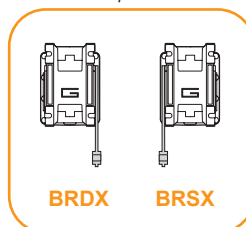
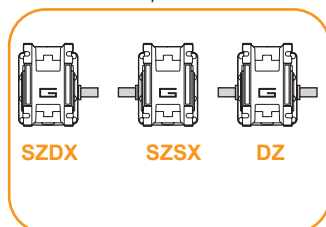
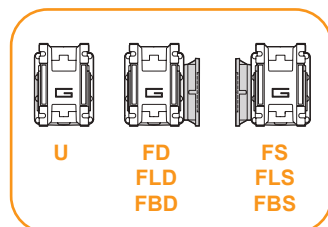
减速机 / GEARBOX									
CMBIS	63	3	U	9.81	D25	SZDX	BRSX	90	
类型 Type	型号 Size	级数 Stages	输出法兰型号 Version	速比 Ratio	空心输出轴 Hollow output shaft	输出轴 Output shaft	扭力臂 Torque arm	角度 Angle	
	40 50 63 90	2 3	U FD FS FBD FBS FLD FLS	见表格 see tables	见表格 see tables	SZDX SZSX DZ	BRDX BRSX *	0° 90° 180° 270°	

输出法兰型号
Gearbox Version

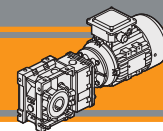
输出轴
Output shaft

扭力臂
Torque arm *

角度
Angle


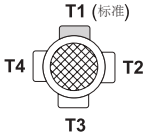


* 注意：扭力臂将不组装，单独提供。
NOTE: the torque arm will be supplied not assembled.



选型

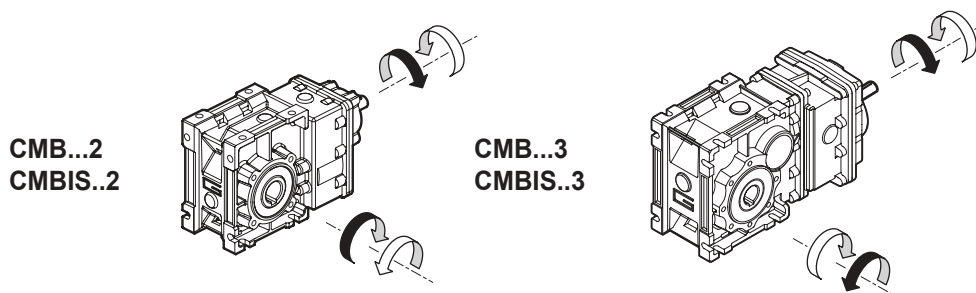
Classification

三相电机 / THREE PHASE MOTOR									
TS	63	2	4	0.18 kW	B5	3 ph	230-400 V	50 Hz	T1
类型 Type	型号 Size	功率系数 Power coefficient	极 Poles	功率 Power	法兰型号 Version	相 Phases	电压 Voltage	频率 Frequency	接线盒位置 Terminal box pos.
TS		1-2-3-S L1-L2	4	0.09 kW ... 2.2 kW	B5 B14	3 ph	230-400 V 275-480 V	50Hz 60Hz	

CMB


运转方向

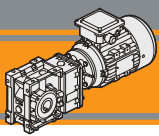
Direction of rotation



代号说明

Symbols

n_1 [min ⁻¹]	输入转速 / Input speed	sf	服务系数 / Service factor
n_2 [min ⁻¹]	输出转速 / Output speed	R_2 [N]	输出端许用径向负荷 / Permitted output radial load
i	速比 / Ratio	A_2 [N]	输出端许用轴向负荷 / Permitted output axial load
P_1 [kW]	输入功率 / Input power		
M_2 [Nm]	输出扭矩参照 P_1 / Output torque referred to P_1		
P_{n1} [kW]	额定输入功率 / Nominal input power		
M_{n2} [Nm]	额定输出扭矩参照 P_{n1} / Nominal output torque referred to P_{n1}		
 [kg]	减速机重量 / Weight of the gearbox only		



润滑油

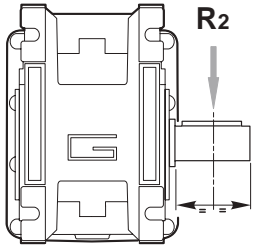
减速机使用长寿命合成润滑油（粘度320），可以在任意安装位置安装，并免维护。

Lubrication

Permanent synthetic oil long-life lubrication (viscosity grade 320) makes it possible to use CMB gearmotors in all mounting positions; for this reason they can be installed in any assembly position and do not require maintenance.

径向负荷

Radial loads

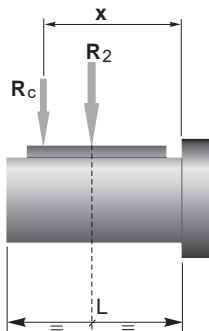


$$A_2 = R_2 \times 0.2$$

n ₂ [min ⁻¹]	R ₂ [N]			
	CMB 402	CMB 502	CMB 633	CMB 903
400	905	1116	1835	2682
300	996	1228	2020	2952
200	1141	1406	2312	3379
170	1204	1484	2441	3567
140	1414	1743	2604	3806
100	1582	1949	2913	4686
90	1638	2019	3321	4853
60	2047	2490	3801	5556
40	2524	3029	4492	6614
30	2778	3334	5159	7540
20	3180	3816	5906	8631
15	3500	4200	6500	9500
10	3500	4200	6500	9500

当产生的径向负荷不是作用在传动轴伸出长度的中间位置，必须用以下公式来计算有效负荷：

When the resulting radial load is not applied on the centre line of the shaft it is necessary to calculate the effective load with the following formula:



	CMB 402	CMB 502	CMB 633	CMB 903
a	86	104	118	157
b	66	79	93	117
R _{2MAX}	3500	4200	6500	9500

$$R_c = \frac{R_2 \cdot a}{(b + x)} \leq R_{2MAX}$$

$$R \leq R_c$$

a, b = 图表中给出的值
a, b = values given in the table

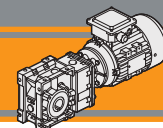
电机适配表

Motors adapters

CMB	TS电机					
	5624	6314 6324 6334	7114 7124 7134 7144	8024 8034	90S4 90L14 90L24	100L14
402						
502						
633						
903						

备注：灰色部分指该型号有适合的电机输入。

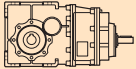
N.B. Grey areas indicate motor inputs available on each size of unit.

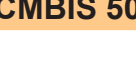


技术参数

n_1 1400 min⁻¹


Technical data


	n_2 [min ⁻¹]	Mn_2 [Nm]	Pn_1 [kW]	i	IEC Motori applicabili IEC Motor adapters			
					56 B5/B14	63 B5/B14	71 B5/B14	80 B5/B14
CMBIS 402								
	227	40	1.0	6.18				*
	187	40	0.83	7.49				*
	152	40	0.68	9.2				*
	118	45	0.59	11.83				*
	112	45	0.56	12.48				*
	94.4	45	0.47	14.83				*
	79.4	45	0.40	17.63				*
	75.3	55	0.46	18.6				*
	62.7	55	0.38	22.33				*
	58.6	55	0.36	23.91				*
	48.5	65	0.35	28.89				*
	45.4	65	0.33	30.84				*
	41.7	65	0.30	33.57				*
	39.3	65	0.28	35.63				*
	32.7	65	0.24	42.75				*
	25.3	65	0.18	55.31			*	*
	23.7	65	0.17	59.06			*	*
	21.8	65	0.16	64.29			*	*
	19.3	65	0.14	72.50			*	*

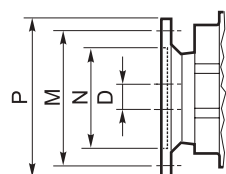
	n_2 [min ⁻¹]	Mn_2 [Nm]	Pn_1 [kW]	i	IEC Motori applicabili IEC Motor adapters			
					56 B5/B14	63 B5/B14	71 B5/B14	80 B5/B14
CMBIS 502								
	227	70	1.8	6.18				
	187	70	1.5	7.49				
	152	70	1.2	9.20				
	118	90	1.2	11.83				
	112	90	1.1	12.48				
	94.4	90	0.95	14.83				
	79.4	90	0.80	17.63				
	75.3	110	0.92	18.60				
	62.7	110	0.77	22.33				
	58.6	110	0.72	23.91				
	48.5	125	0.67	28.89				
	45.4	125	0.63	30.84				
	41.7	125	0.58	33.57				
	39.3	125	0.55	35.63				
	32.7	125	0.46	42.75				*
	25.3	125	0.35	55.31				*
	23.7	125	0.33	59.06				*
	21.8	125	0.30	64.29				*
	19.3	125	0.27	72.50				*

备注：
灰色部分指该型号有适合的电机输入。

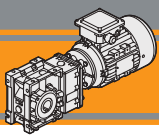
N.B.
Highlighted areas indicate motor inputs available on each size of unit.

 * = 服务系数选择需根据应用情况：请与我司技术部取得联系。
减速机选型前请参考C8至C12页的技术参数表格。

 * = The service factor (sf) has to be selected depending on application: please contact our Technical Department.
Before selecting any gearbox, please read the performance values shown in the tables on page C8 to C12.



IEC尺寸参数 / IEC Dimensions								
	56 B5	56 B14	63 B5	63 B14	71 B5	71 B14	80 B5	80 B14
N	80	50	95	60	110	70	130	80
M	100	65	115	75	130	85	165	100
P	120	80	140	90	160	105	200	120
D	9		11		14		19	



技术参数

n_1 1400 min⁻¹

Technical data

	n_2 [min ⁻¹]	Mn_2 [Nm]	Pn_1 [kW]	i	IEC 电机适配表 IEC Motor adapters					
					56 B5/B14	63 B5/B14	71 B5/B14	80 B5/B14	90 B5/B14	
CMBIS 633										
213	150	150	3.6	6.58						
175	150	150	2.9	7.99						
143	150	150	2.4	9.81						
134	150	150	2.2	10.44						
112	150	150	1.9	12.53						
105	150	150	1.8	13.31						
88.6	170	170	1.7	15.81						
78.8	220	220	1.9	17.77						
64.9	220	220	1.6	21.56						
52.9	220	220	1.3	26.48						
49.7	220	220	1.2	28.17						
41.4	220	220	1.0	33.81						
39.0	220	220	0.96	35.92						
36.0	250	250	1.00	38.88						
29.7	250	250	0.83	47.16						*
24.2	250	250	0.67	57.93						*
22.7	250	250	0.63	61.63						*
18.9	250	250	0.53	73.96						*
17.8	250	250	0.50	78.58						*
15.0	250	250	0.42	93.33				*		*
10.0	250	250	0.28	140.52				*		*
7.7	250	250	0.21	181.81				*		*
6.6	250	250	0.18	211.31				*		*
5.9	250	250	0.16	238.31				*		*

备注:

灰色部分指该型号有适合的电机输入。

N.B.

Highlighted areas indicate motor inputs available on each size of unit.



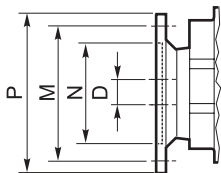
* = 服务系数选择需根据应用情况: 请与我司技术部取得联系。



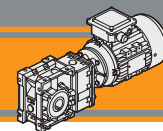
* = The service factor (sf) has to be selected depending on application: please contact our Technical Department.

减速机选型前请参考C8至C12页的技术参数表格。

Before selecting any gearbox, please read the performance values shown in the tables on page C8 to C12.



IEC 尺寸参数 / IEC Dimensions										
	56 B5	56 B14	63 B5	63 B14	71 B5	71 B14	80 B5	80 B14	90 B5	90 B14
N	80	50	95	60	110	70	130	80	130	95
M	100	65	115	75	130	85	165	100	165	115
P	120	80	140	90	160	105	200	120	200	140
D	9		11		14		19		24	



技术参数

n_1 1400 min⁻¹

Technical data

	n_2 [min ⁻¹]	Mn_2 [Nm]	Pn_1 [kW]	i	IEC 电机适配表 IEC Motor adapters			
					71 B5	80 B5/B14	90 B5/B14	100/112 B5/B14
CMBIS 903								
	211	280	6.57	6.65	B			
	175	280	5.46	8.00	B			
	144	280	4.48	9.74	B			
	125	280	3.90	11.21	B			
	99.3	300	3.32	14.09	B			
	78.0	450	3.91	17.95	B			
	64.8	450	3.25	21.60	B			
	53.2	450	2.67	26.30	B			
	46.3	450	2.32	30.25	B			
	35.7	500	1.99	39.26	B			
	29.6	500	1.65	47.25	B			*
	24.3	500	1.36	57.52	B			*
	21.2	500	1.18	66.17	B			*
	16.8	500	0.94	83.20	B			*
	13.0	500	0.72	108.09	B		*	*
	10.6	500	0.59	132.23	B		*	*
	9.5	500	0.53	147.92	B		*	*
	8.4	500	0.47	167.09	B		*	*
	7.3	500	0.41	191.06	B	*	*	*
	6.3	500	0.35	221.88	B	*	*	*
	5.3	500	0.30	262.96	B	*	*	*

CMB

备注:

灰色部分指该型号有适合的电机输入。

B = 金属轴套

N.B.

Highlighted areas indicate motor inputs available on each size of unit.

B = Metal shaft sleeve.



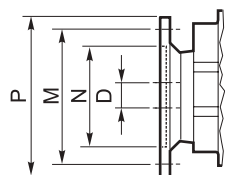
* = 服务系数选择需根据应用情况: 请与我司技术部取得联系。



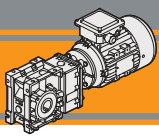
* = The service factor (sf) has to be selected depending on application: please contact our Technical Department.

减速机选型前请参考C8至C12页的技术参数表格。

Before selecting any gearbox, please read the performance values shown in the tables on page C8 to C12.



IEC尺寸参数 / IEC Dimensions							
	71 B5	80 B5	80 B14	90 B5	90 B14	100/112 B5	100/112 B14
N	110	130	80	130	95	180	110
M	130	165	100	165	115	215	130
P	160	200	120	200	140	250	160
D	14	19		24		28	

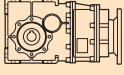
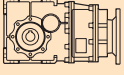


CMB

伞齿轮减速电机 Helical bevel gearmotors

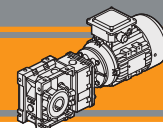
技术参数

Technical data

P_1 [kW]	n_2 [min ⁻¹]	M_2 [Nm]	sf	i		P_1 [kW]	n_2 [min ⁻¹]	M_2 [Nm]	sf	i		
0.06						0.09						
TS5614 (1400 min ⁻¹)	227	2	16.8	6.18	CMB402	TS5624 (1400 min ⁻¹)	227	4	11	6.18	CMB402	
	187	3	13.9	7.49				187	4	9.3		7.49
	152	4	11.3	9.20				152	5	7.5		9.20
	118	5	9.9	11.83				118	7	6.6		11.83
	112	5	9.4	12.48				112	7	6.3		12.48
	94	6	7.9	14.83				94	9	5.3		14.83
	79	7	6.6	17.63				79	10	4.4		17.63
	75	7	7.7	18.60				75	11	5.1		18.60
	63	9	6.4	22.33				63	13	4.3		22.33
	59	9	6.0	23.91				59	14	4.0		23.91
	48	11	5.8	28.89				48	17	3.9		28.89
	45	12	5.5	30.84				45	18	3.7		30.84
	42	13	5.0	33.57				42	19	3.4		33.57
	39	14	4.7	35.63				39	21	3.2		35.63
	33	16	4.0	42.75				33	25	2.6		42.75
	25	21	3.1	55.31				25	32	2.0		55.31
	24	23	2.9	59.06				24	34	1.9		59.06
	22	25	2.6	64.29				22	37	1.8		64.29
	19	28	2.3	72.50				19	42	1.6		72.50
	24	23	5.5	59.06		CMB502		33	25	5.1		42.75
	22	25	5.1	64.29			25	32	3.9	55.31		
	19	28	4.5	72.50			24	34	3.7	59.06		
	19	43	5.9	73.96	CMB633		22	37	3.4	64.29		
	18	45	5.5	78.58			19	42	3.0	72.50		
	15	54	4.6	93.33			19	43	5.9	73.96	CMB633	
	10	81	3.1	140.52			18	45	5.5	78.58		
	7.7	105	2.4	181.81			15	54	4.6	93.33		
	6.6	122	2.1	211.31			10	81	3.1	140.52		
	5.9	138	1.8	238.31			7.7	105	2.4	181.81		
						6.6	122	2.1	211.31			
						5.9	138	1.8	238.31			

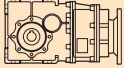
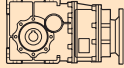


电机 Motors	TS
	5614 5624
IEC	56 B5 / B14



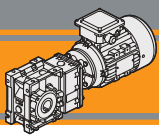
技术参数

Technical data

P_1 [kW]	n_2 [min ⁻¹]	M_2 [Nm]	sf	i		P_1 [kW]	n_2 [min ⁻¹]	M_2 [Nm]	sf	i			
0.12						0.18							
TS6314 (1400 min ⁻¹)	227	5	8.4	6.18	CMB402	TS6324 (1400 min ⁻¹)	45	36	3.5	30.84	CMB502		
	187	6	6.9	7.49			42	39	3.2	33.57			
	152	7	5.6	9.20			39	41	3.0	35.63			
	118	9	4.9	11.83			33	49	2.5	42.75			
	112	10	4.7	12.48			25	64	2.0	55.31			
	94	11	3.9	14.83			24	68	1.8	59.06			
	79	14	3.3	17.63			22	74	1.7	64.29			
	75	14	3.8	18.60			19	84	1.5	72.50			
	63	17	3.2	22.33									
	59	18	3.0	23.91				24	67	3.7		57.93	CMB633
	48	22	2.9	28.89				23	71	3.5		61.63	
	45	24	2.7	30.84				19	85	2.9		73.96	
	42	26	2.5	33.57				18	91	2.8		78.58	
	39	27	2.4	35.63				15	108	2.3		93.33	
	33	33	2.0	42.75				10	162	1.5		140.52	
	25	43	1.5	55.31				7.7	210	1.2		181.81	
	24	45	1.4	59.06				6.6	244	1.0		211.31	
	22	49	1.3	64.29				5.9	275	0.9		238.31	
	19	56	1.2	72.50									
	33	33	3.8	42.75				0.25					
25	43	2.9	55.31	CMB502	TS6334 TS7114 (1400 min ⁻¹)	227	10	4.0	6.18	CMB402			
24	45	2.8	59.06			187	12	3.3	7.49				
22	49	2.5	64.29			152	15	2.7	9.20				
19	56	2.2	72.50			118	19	2.4	11.83				
						112	20	2.2	12.48				
19	57	4.4	73.96	CMB633		94	24	1.9	14.83				
18	60	4.1	78.58				79	28	1.6		17.63		
15	72	3.5	93.33				75	30	1.8		18.60		
10	108	2.3	140.52				63	36	1.5		22.33		
7.7	140	1.8	181.81				59	38	1.4		23.91		
6.6	163	1.5	211.31				48	46	1.4		28.89		
5.9	183	1.4	238.31				45	49	1.3		30.84		
							42	54	1.2		33.57		
							39	57	1.1		35.63		
							33	69	0.9		42.75		
0.18						227	10	7.1	6.18		CMB502		
TS6324 (1400 min ⁻¹)	227	7	5.6	6.18		CMB402	187	12	5.8			7.49	
	187	9	4.6	7.49			152	15	4.7			9.20	
	152	11	3.8	9.20			118	19	4.7			11.83	
	118	14	3.3	11.83			112	20	4.5			12.48	
	112	14	3.1	12.48	94		24	3.8	14.83				
	94	17	2.6	14.83	79		28	3.2	17.63				
	79	20	2.2	17.63	75		30	3.7	18.60				
	75	21	2.6	18.60	63		36	3.1	22.33				
	63	26	2.1	22.33	59		38	2.9	23.91				
	59	28	2.0	23.91	48		46	2.7	28.89				
	48	33	1.9	28.89	45		49	2.5	30.84				
	45	36	1.8	30.84	42		54	2.3	33.57				
	42	39	1.7	33.57	39		57	2.2	35.63				
	39	41	1.6	35.63	33		69	1.8	42.75				
	33	49	1.3	42.75	25		89	1.4	55.31				
	25	64	1.0	55.31	24		95	1.3	59.06				
24	68	0.95	59.06	22	103	1.2	64.29						
22	74	0.88	64.29	19	116	1.1	72.50						
19	84	0.8	72.50										



电机 Motors	TS	
	6314 6324 6334	7114
IEC	63 B5 / B14	71 B5 / B14

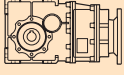
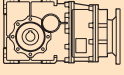




CMB

伞齿轮减速电机 Helical bevel gearmotors

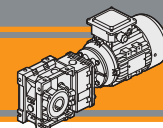
技术参数

Technical data

P ₁ [kW]	n ₂ [min ⁻¹]	M ₂ [Nm]	sf	i		P ₁ [kW]	n ₂ [min ⁻¹]	M ₂ [Nm]	sf	i	
0.25						0.37					
TS6334	41	54	4.1	33.81	CMB633	TS7124	65	51	4.3	21.56	CMB633
TS7114	39	58	3.8	35.92		(1400 min ⁻¹)	53	63	3.5	26.48	
(1400 min ⁻¹)	36	62	4.0	38.88		50	67	3.3	28.17		
	30	76	3.3	47.16		41	80	2.7	33.81		
	24	93	2.7	57.93		39	85	2.6	35.92		
	23	99	2.5	61.63		36	92	2.7	38.88		
	19	119	2.1	73.96		30	112	2.2	47.16		
	18	126	2.0	78.58		24	137	1.8	57.93		
	15	150	1.7	93.33		23	146	1.7	61.63		
	10	225	1.1	140.52		19	175	1.4	73.96		
	7.7	291	0.9	181.81	18	186	1.3	78.58			
					15	221	1.1	93.33			
TS7114	 (1400 min ⁻¹)				CMB903	TS7124	 (1400 min ⁻¹)				CMB903
24		92	5.4	57.52		30		112	4.5	47.25	
21		106	4.7	66.17		24		136	3.7	57.52	
17		133	3.7	83.20		21		157	3.2	66.17	
13		173	2.9	108.09		17		197	2.5	83.20	
11		212	2.4	132.23		13		256	1.9	108.09	
9.5		237	2.1	147.92		11		314	1.6	132.23	
8.4		268	1.9	167.09		9.5		351	1.4	147.92	
7.3		306	1.6	191.06		8.4		396	1.3	167.09	
6.3		356	1.4	221.88		7.3		453	1.1	191.06	
5.3	422	1.2	262.96	6.3	526	0.9	221.88				
				5.3	624	0.8	262.96				
0.37						0.55					
TS7124	227	15	2.7	6.18	CMB402	TS7134	227	22	1.8	6.18	CMB402
(1400 min ⁻¹)	187	18	2.3	7.49		(1400 min ⁻¹)	187	26	1.5	7.49	
	152	22	1.8	9.20		152	32	1.2	9.20		
	118	28	1.6	11.83		118	42	1.1	11.83		
	112	30	1.5	12.48		112	44	1.0	12.48		
	94	35	1.3	14.83		94	52	0.9	14.83		
	79	42	1.1	17.63							
	75	44	1.2	18.60							
	63	53	1.0	22.33							
	59	57	1.0	23.91							
	48	69	0.9	28.89							
	45	73	0.9	30.84							
	42	80	0.8	33.57							
	227	15	4.8	6.18	CMB502	TS7134	227	22	3.2	6.18	CMB502
	187	18	3.9	7.49		(1400 min ⁻¹)	187	26	2.6	7.49	
	152	22	3.2	9.20		152	32	2.2	9.20		
	118	28	3.2	11.83		118	42	2.2	11.83		
	112	30	3.0	12.48		112	44	2.0	12.48		
	94	35	2.6	14.83		94	52	1.7	14.83		
	79	42	2.2	17.63		79	62	1.4	17.63		
	75	44	2.5	18.60		75	66	1.7	18.60		
	63	53	2.1	22.33		63	79	1.4	22.33		
	59	57	1.9	23.91		59	84	1.3	23.91		
	48	69	1.8	28.89		48	102	1.2	28.89		
	45	73	1.7	30.84		45	109	1.1	30.84		
	42	80	1.6	33.57		42	118	1.1	33.57		
	39	85	1.5	35.63	39	126	1.0	35.63			
	33	101	1.2	42.75							
	25	131	1.0	55.31							
	24	140	0.9	59.06							

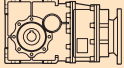
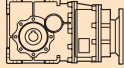




电机 Motors	TS		
	6334	7114 7124 7134	8014
IEC	63 B5 / B14	71 B5 / B14	80 B5 / B14



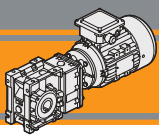
技术参数

Technical data

P_1 [kW]	n_2 [min ⁻¹]	M_2 [Nm]	sf	i		P_1 [kW]	n_2 [min ⁻¹]	M_2 [Nm]	sf	i	
0.55						0.75					
TS7134	213	23	6.5	6.58	CMB633	TS7144	213	32	4.7	6.58	CMB633
TS8014	175	28	5.3	7.99		TS8024	175	38	3.9	7.99	
(1400 min ⁻¹)	143	35	4.3	9.81		(1400 min ⁻¹)	143	47	3.2	9.81	
	134	37	4.1	10.44			134	50	3.0	10.44	
	112	44	3.4	12.53			112	60	2.5	12.53	
	105	47	3.2	13.31			105	64	2.3	13.31	
	89	56	3.0	15.81			89	76	2.2	15.81	
	79	63	3.5	17.77			79	85	2.6	17.77	
	65	76	2.9	21.56			65	104	2.1	21.56	
	53	93	2.4	26.48			53	127	1.7	26.48	
	50	99	2.2	28.17			50	135	1.6	28.17	
	41	119	1.8	33.81			41	163	1.4	33.81	
	39	127	1.7	35.92			39	173	1.3	35.92	
	36	137	1.8	38.88			36	187	1.3	38.88	
	30	166	1.5	47.16			30	227	1.1	47.16	
	24	204	1.2	57.93			24	279	0.9	57.93	
	23	217	1.2	61.63		23	296	0.8	61.63		
	19	261	1.0	73.96							
	18	277	0.9	78.58							
 TS7134	46	107	4.2	30.25	CMB903	 TS7144	65	104	4.3	21.60	CMB903
(1400 min ⁻¹)	36	138	3.6	39.26		(1400 min ⁻¹)	53	126	3.6	26.30	
	30	167	3.0	47.25			46	145	3.1	30.25	
	24	203	2.5	57.52			36	189	2.6	39.26	
	21	233	2.1	66.17			30	227	2.2	47.25	
	17	293	1.7	83.20			24	277	1.8	57.52	
	13	381	1.3	108.09			21	318	1.6	66.17	
	11	466	1.1	132.23			17	400	1.2	83.20	
	9.5	522	1.0	147.92			13	520	1.0	108.09	
	8.4	589	0.8	167.09							
0.75						1.1					
TS7144	227	30	2.4	6.18	CMB502	TS8034	213	46	3.2	6.58	CMB633
TS8024	187	36	1.9	7.49		TS90S4	175	56	2.7	7.99	
(1400 min ⁻¹)	152	44	1.6	9.20		(1400 min ⁻¹)	143	69	2.2	9.81	
	118	57	1.6	11.83			134	74	2.0	10.44	
	112	60	1.5	12.48			112	88	1.7	12.53	
	94	71	1.3	14.83			105	94	1.6	13.31	
	79	85	1.1	17.63			89	112	1.5	15.81	
	75	89	1.2	18.60			79	125	1.8	17.77	
	63	107	1.0	22.33			65	152	1.4	21.56	
	59	115	1.0	23.91			53	187	1.2	26.48	
	48	139	0.9	28.89			50	199	1.1	28.17	
							41	238	0.9	33.81	
						39	253	0.9	35.92		
						36	274	0.9	38.88		



电机 Motors	TS		
		7134 7144	8014 8024 8034
IEC	71 B5 / B14	80 B5 / B14	90 B5 / B14

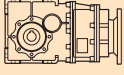
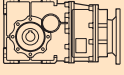


CMB

伞齿轮减速电机 Helical bevel gearmotors

技术参数

Technical data

P_1 [kW]	n_2 [min ⁻¹]	M_2 [Nm]	sf	i		P_1 [kW]	n_2 [min ⁻¹]	M_2 [Nm]	sf	i		
1.1						2.2						
TS8034	211	47	6.0	6.65	CMB903	TS90L24	211	94	3.0	6.65	CMB903	
TS90S4	175	56	5.0	8.00		TS100L14	175	113	2.5	8.00		
(1400 min ⁻¹)	144	69	4.1	9.74		(1400 min ⁻¹)	144	137	2.0	9.74		
	125	79	3.5	11.21			125	158	1.8	11.21		
	99	99	3.0	14.09			99	199	1.5	14.09		
	78	127	3.6	17.95			78	253	1.8	17.95		
	65	152	3.0	21.60			65	305	1.5	21.60		
	53	185	2.4	26.30			53	371	1.2	26.30		
	46	213	2.1	30.25			46	427	1.1	30.25		
	36	277	1.8	39.26			36	554	0.9	39.26		
	30	333	1.5	47.25								
	24	406	1.2	57.52								
	21	467	1.1	66.17								
	17	587	0.9	83.20								
1.5						3						
TS90L14	213	63	2.4	6.58	CMB633	TS100L24	211	128	2.2	6.65	CMB903	
(1400 min ⁻¹)	175	77	2.0	7.99		(1400 min ⁻¹)	175	154	1.8	8.00		
	143	94	1.6	9.81			144	187	1.5	9.74		
	134	100	1.5	10.44			125	216	1.3	11.21		
	112	120	1.2	12.53			99	271	1.1	14.09		
	105	128	1.2	13.31			78	345	1.3	17.95		
	89	152	1.1	15.81			65	416	1.1	21.60		
	79	171	1.3	17.77			53	506	0.9	26.30		
	65	207	1.1	21.56								
	53	255	0.9	26.48								
	211	64	4.4	6.65		CMB903						
	175	77	3.6	8.00								
	144	94	3.0	9.74								
	125	108	2.6	11.21								
	99	136	2.2	14.09								
	78	173	2.6	17.95								
	65	208	2.2	21.60								
	53	253	1.8	26.30								
	46	291	1.5	30.25								
	36	378	1.3	39.26								
	30	454	1.1	47.25								
	24	553	0.9	57.52								
4							4					
						TS112M4	211	171	1.6	6.65	CMB903	
						(1400 min ⁻¹)	175	205	1.4	8.00		
							144	250	1.1	9.74		
							125	287	1.0	11.21		
							99	361	0.8	14.09		
							78	460	1.0	17.95		



电机 Motors	TS			
	8034	90S4 90L14 90L24	100L14 100L24	112M4
IEC	80 B5 / B14	90 B5 / B14	100 B5/B14	112 B5/B14

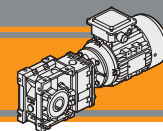
电机技术参数

Electrical technical data

请参见专用页面:

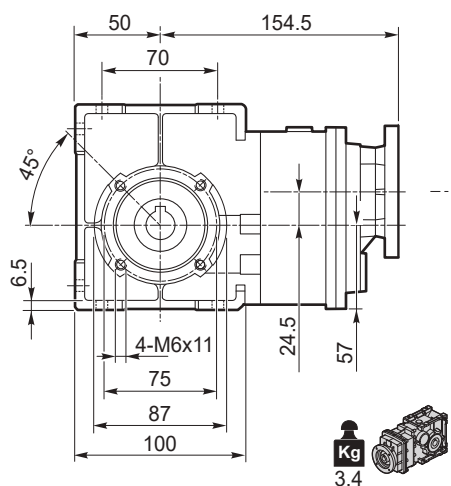
Please see the dedicated paragraph:



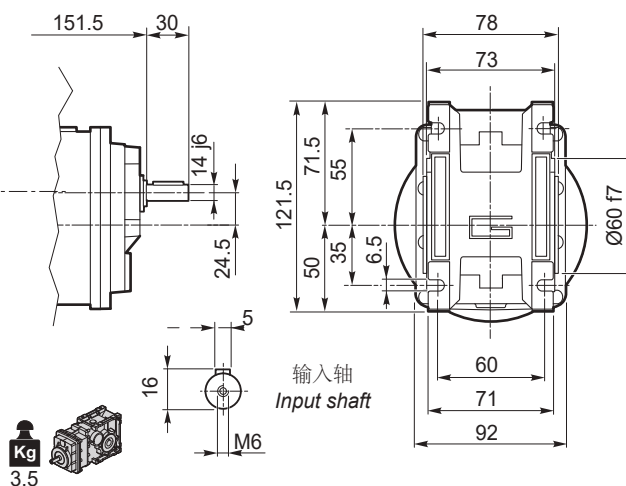


CMB 402.. - CMBIS 402..

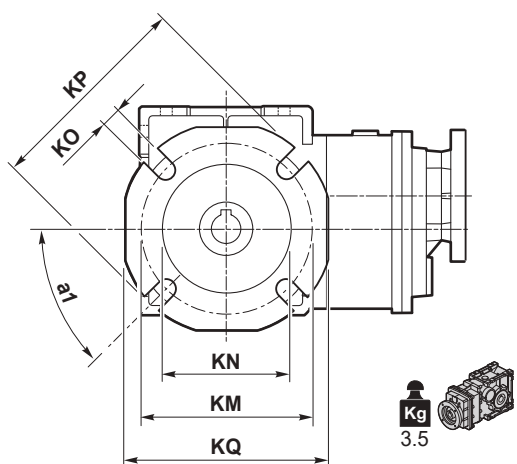
CMB 402 U..



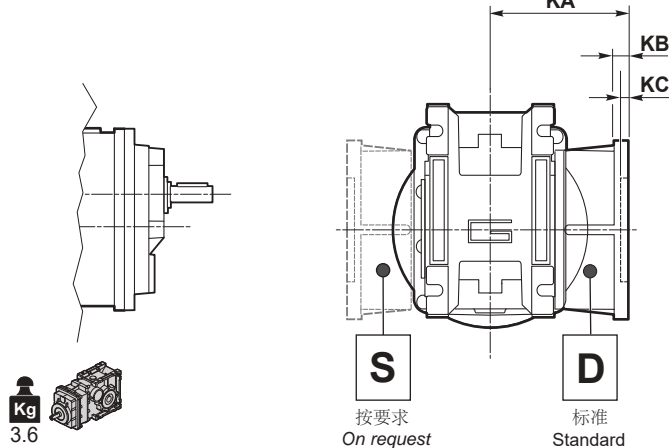
CMBIS 402 U..



CMB 402 F..



CMBIS 402 F..

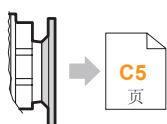


F 输出法兰 / F Version

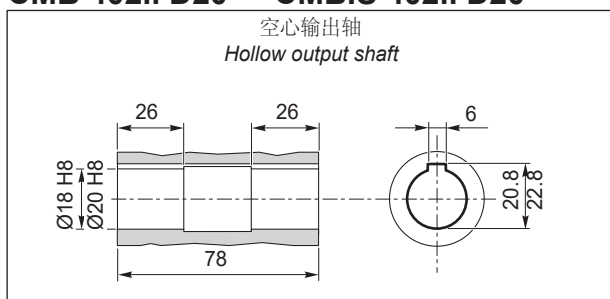
CMB CMBIS	a_1	KA	KB	KC	KM	KN H8	KO	KP	KQ	法兰 / Flange 类型 / Type
402	45°	67	7.5	4.5	80-95	60	9	110	95	F
	45°	97	7.5	4.5	80-95	60	9	110	95	FL
	45°	80	8.5	5	115-125	95	9.5	140	112	FB

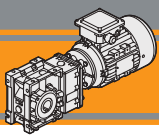
CMB 402.. D18 - CMBIS 402.. D18
CMB 402.. D20 - CMBIS 402.. D20

输入轴
Input flange



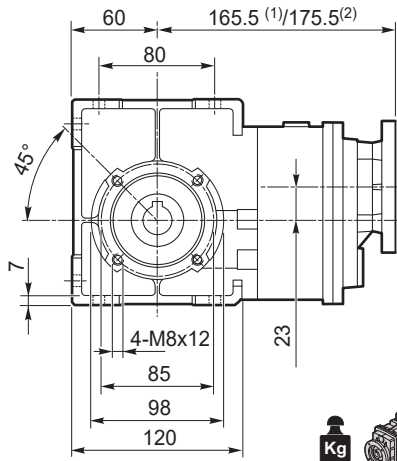
空心输出轴
Hollow output shaft



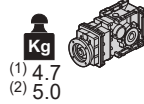


CMB 502.. - CMBIS 502..

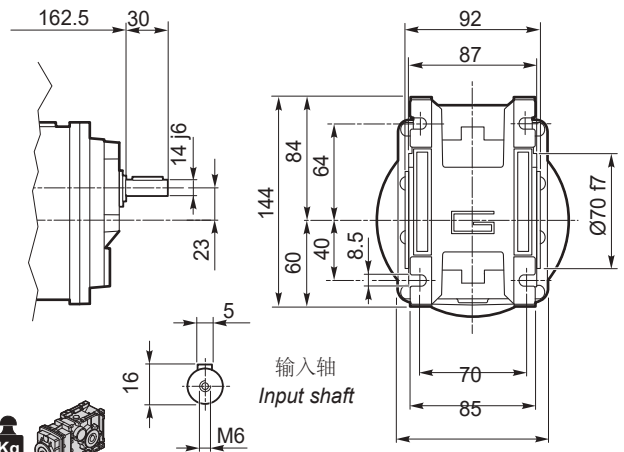
CMB 502 U..



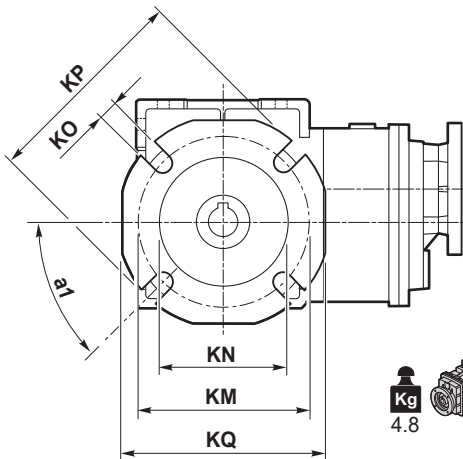
(1) IEC 56/63/71
(2) IEC 80



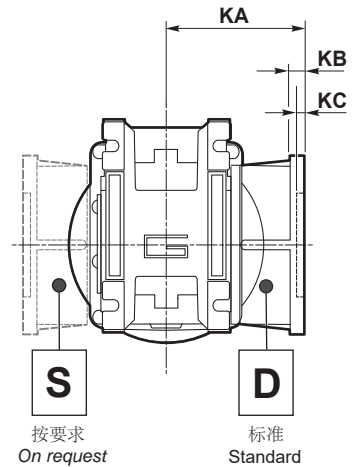
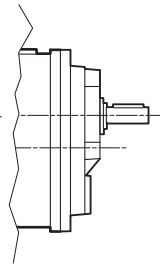
CMBIS 502 U..



CMB 502 F..



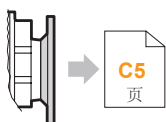
CMBIS 502 F..



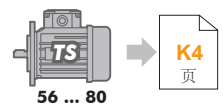
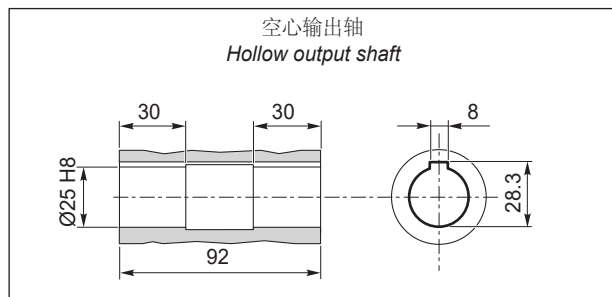
F 输出法兰 / F Version										
CMB CMBIS	a ₁	KA	KB	KC	KM	KN H8	KO	KP	KQ	法兰 / Flange 类型 / Type
502	45°	90	9	5	90-110	70	11	125	110	F
	45°	120	9	5	90-110	70	11	125	110	FL
	45°	89	9	5	130-145	110	9.5	160	132	FB

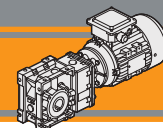
CMB 502.. D25 - CMBIS 502.. D25

输入法兰
Input flange



空心输出轴
Hollow output shaft



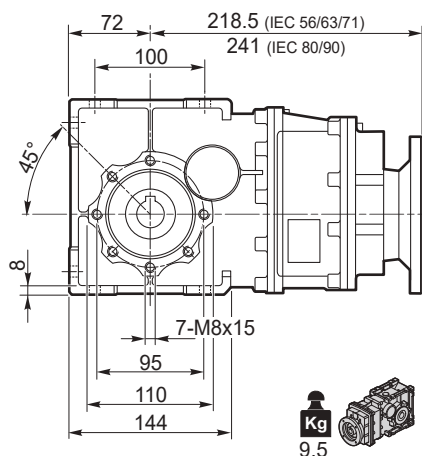


尺寸参数

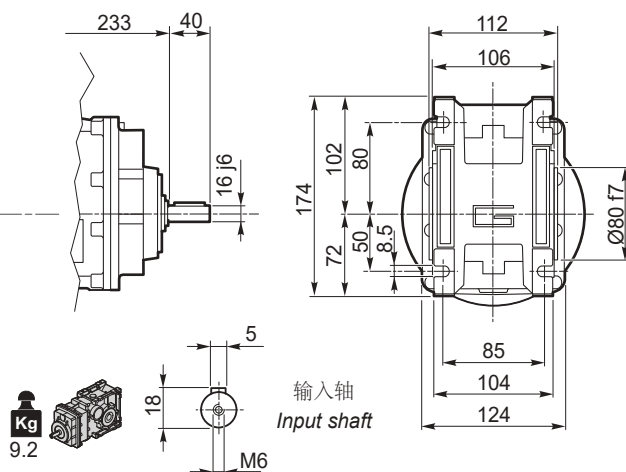
Dimensions

CMB 633.. - CMBIS 633..

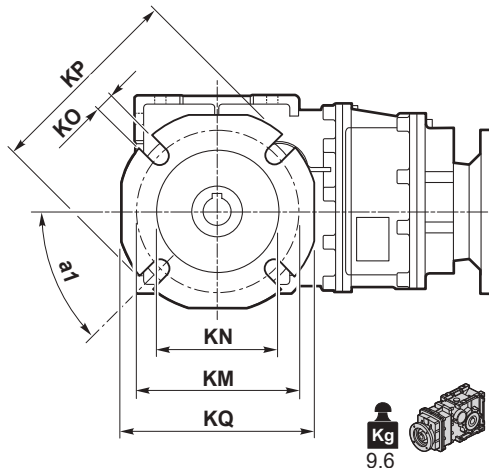
CMB 633 U..



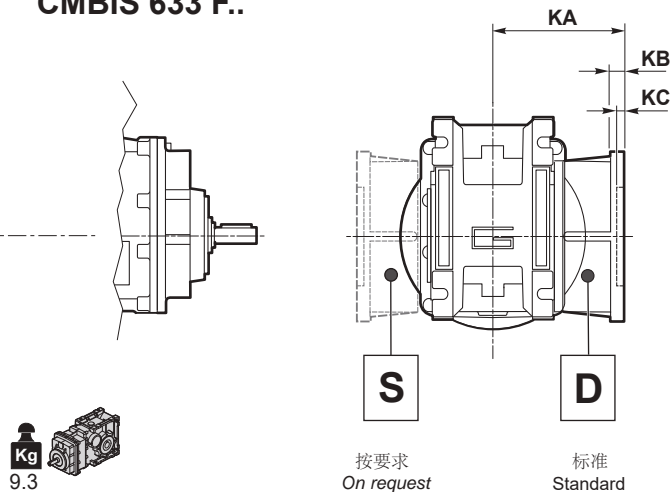
CMBIS 633 U..



CMB 633 F..

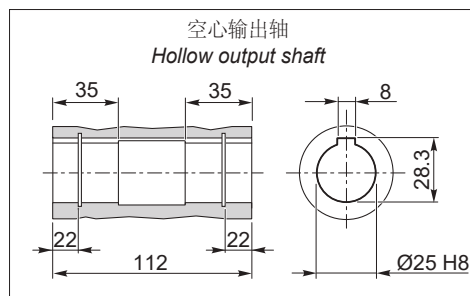


CMBIS 633 F..

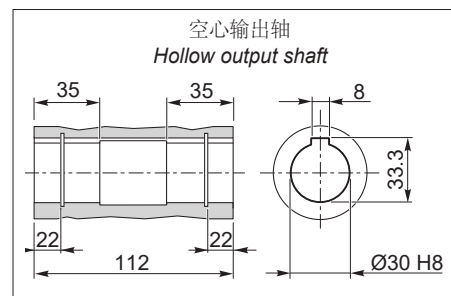


F 输入法兰 / F Version										
CMB CMBIS	a ₁	KA	KB	KC	KM	KN H8	KO	KP	KQ	法兰 / Flange 类型 / Type
633	45°	82	10	6	150-160	115	11	180	142	F
	45°	112	10	8	150-160	115	11	180	142	FL
	45°	98	11	5	165	130	11	200	160	FB

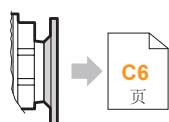
CMB 633.. D25
CMBIS 633.. D25

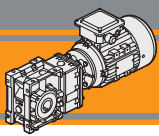


CMB 633.. D30
CMBIS 633.. D30



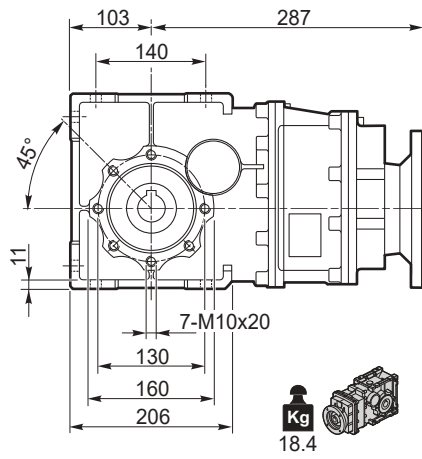
输入法兰
Input flange



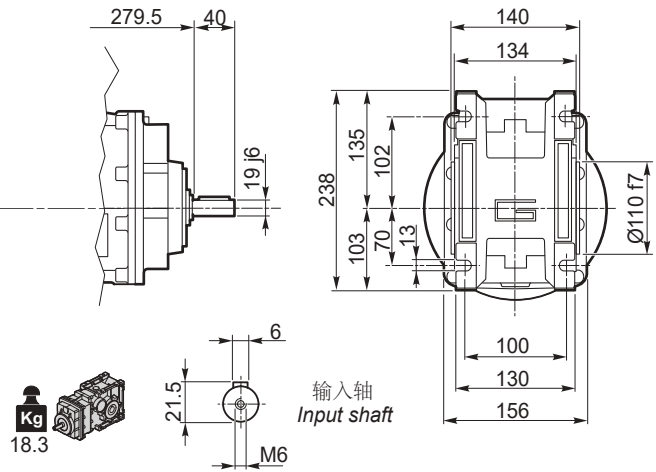


CMB 903.. - CMBIS 903..

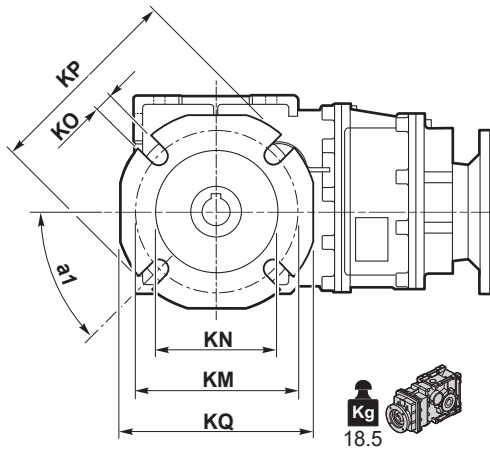
CMB 903 U..



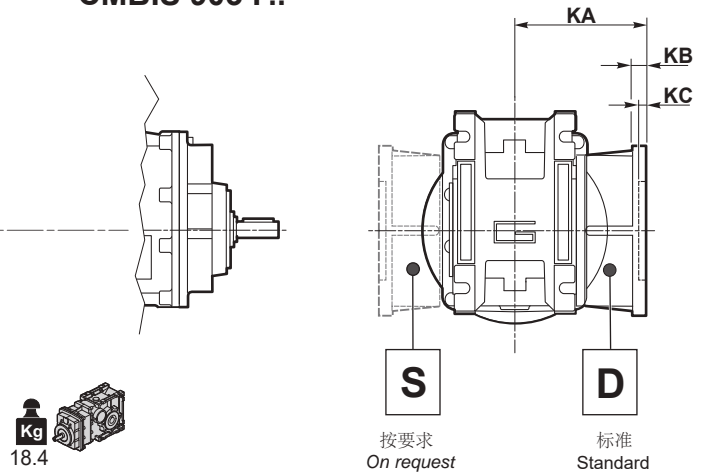
CMBIS 903 U..



CMB 903 F..



CMBIS 903 F..



F 输入法兰 / F Version

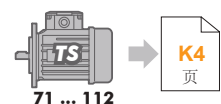
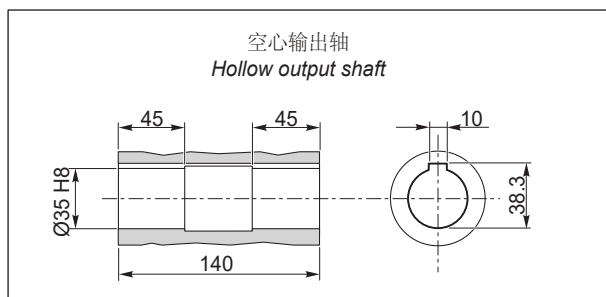
CMB CMBIS	a ₁	KA	KB	KC	KM	KN H8	KO	KP	KQ	法兰 / Flange 类型 / Type
903	45°	111	13	6	175-188	152	14	210	200	F

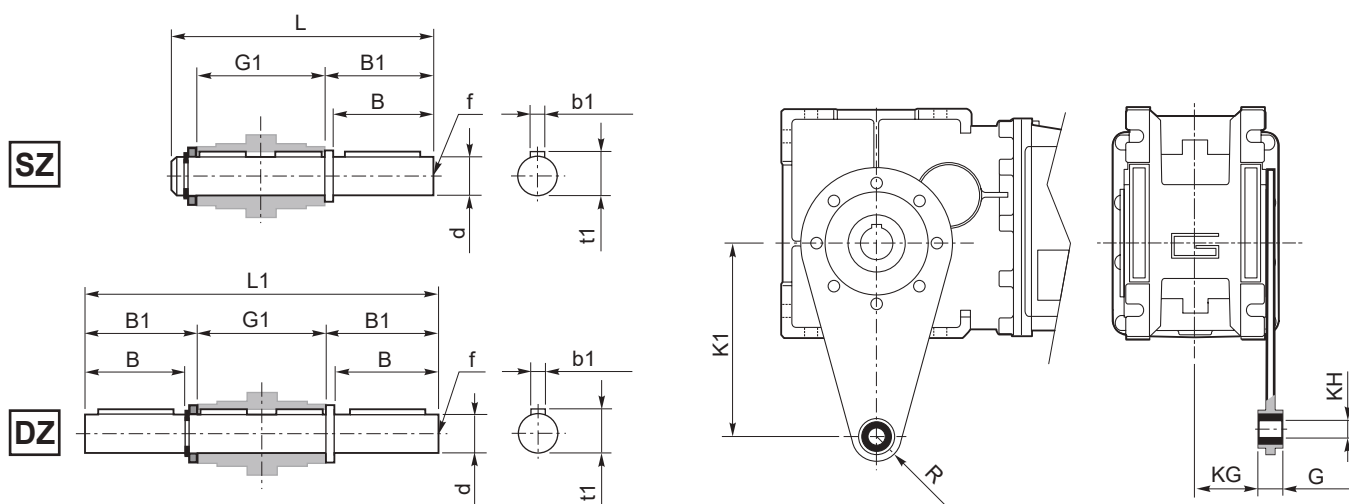
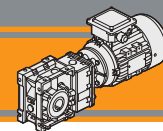
CMB 903.. D35 - CMBIS 903.. D35

输入法兰
Input flange



空心输出轴
Hollow output shaft





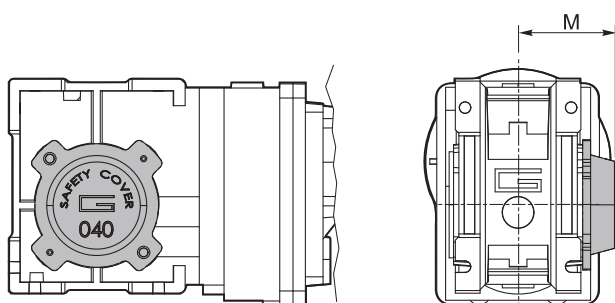
输出轴 / Output shaft

CMB CMBIS	d h7	B	B1	G1	L	L1	f	b1	t1
402	18	40	43	78	128	164	M6	6	20.5
502	25	50	53.5	92	153	199	M10	8	28
633	25	50	53.5	112	173	219	M10	8	28
903	35	80	84.5	140	234	309	M12	10	38

扭力臂 / Torque arm

CMB CMBIS	K1	G	KG	KH	R
402	100	14	31	10	18
502	100	14	38	10	18
633	150	14	47.5	10	18
903	200	25	56.5	20	30

SC - 防护罩 / Safety cover



CMB CMBIS	M
402	54.5
502	62.5
633	73
903	94



TRANSTECNO SRL HEADQUARTERS

Company subject to the management
and coordination of INTERPUMP GROUP SPA
Via Caduti di Sabbiuno, 11/D-E
40011 Anzola dell'Emilia (BO)
ITALY
T+39 051 64 25 811
F +39 051 73 49 43
sales@transtecno.com
www.transtecno.com

TRANSTECNO®

the modular gearmotor

MEMBER OF INTERPUMP GROUP

CATALUAC122 HTC



HANGZHOU TRANSTECNO POWER TRANSMISSIONS CO LTD
No.4 Xiuyan Road Fengdu Industry Zone
Pingyao Town Yuhang District
Hangzhou City, Zhejiang Province
311115 – CHINA
T +86 571 86 92 02 60
info-china@transtecno.cn
www.transtecno.cn



MA TRANSTECNO S.A.P.I. DE C.V.
Av. Mundial # 176, Parque Industrial
JM Apodaca, Nuevo León,
C.P. 66600 - MÉXICO
T +52 8113340920
info@transtecno.com.mx
www.transtecno.com.mx



TRANSTECNO IBÉRICA THE MODULAR GEARMOTOR, S.A.
Carrer de la Ciència, 45
08840 Viladecans (Barcelona) - SPAIN
T +34 931 598 950
info@transtecno.es
www.transtecno.es



TRANSTECNO B.V.
Siliciumweg 32
3812 SX Amersfoort - NETHERLANDS
T +31(0) 33 45 19 505
info@transtecno.nl
www.transtecno.nl



TRANSTECNO AANDRIJFTECHNIEK B.V.
Siliciumweg 32
3812 SX Amersfoort - NETHERLANDS
T +31 (0) 33 20 4 7 006
info@transtecnoaandrijftechnik.nl
www.transtecnoaandrijftechnik.nl



TRANSTECNO USA
8 Creek Parkway,
Boothwyn PA 19061-8136 - UNITED STATES
T + 1 (610) 4970154

TRANSTECNO USA – WEST COAST BRANCH
14561 Fryelands Blvd SE
Monroe, WA 98272 - UNITED STATES
T +1 360-863-1300
usaoffice@transtecno.com
www.transtecno.com



TRANSTECNO CANADA
51 B Caldari Road Unit 10
Vaughan, ON L4K 4G3 - CANADA
T +1 905 761 0762
canadaoffice@transtecno.com
www.transtecno.com



TRANSTECNO CHILE-PERU
Av. Los Libertadores 41
Parque Industrial - Los Libertadores 16.500
Santiago, Colina - CHILE
T +56 2 29633870

Carretera Panamericana Sur KM 29.5,
Interior I-3, Z.I. Lurin - PERU
T +51 1 3546259 / + 51 1 3434231
chileoffice@transtecno.com
www.transtecno.com



TRANSTECNO INDIA
#6A, Sipcot Industrial complex, Phase-1,Elasagiri Road
Hosur – 635126 Tamilnadu - INDIA
T +91 4344 274434
M +91 81443 88800

TRANSTECNO INDIA – NORTH BRANCH
Plot No: 3 A, Sector 2, IIE, Sidcul, Pantnagar
U.S. Nagar, Uttarakhand – 263153 - INDIA
indiaoffice@transtecno.com
www.transtecno.com



TRANSTECNO BRAZIL
Rua Gilberto de Zorzi, 525 Forqueta - CEP. 95115-730
CX Postal 3544 Caxias do Sul RS – BRAZIL

TRANSTECNO BRAZIL – SÃO PAULO BRANCH
R. Mafalda Barnabe Soliane, 314 – CEP. 13347-610
Indaiatuba, São Paulo - BRAZIL
T +55 19 3437 2520

TRANSTECNO BRAZIL – PORTO ALEGRE BRANCH
Rua Dr. Freire Alemão 155 / 402 - CEP. 90450-060
Auxiliadora Porto Alegre RS - BRAZIL
T +55 51 3251 5447
M +55 51 811 45 962
braziloffice@transtecno.com
www.transtecno.com.br



INTERPUMP ANTRIEBSTECHNIK - TRANSTECNO
Vertriebsbüro Stuttgart - GERMANY
T +49 (0)171 4781909
germanoffice@transtecno.com
www.transtecno.com



SALES OFFICE OCEANIA
Unit 5, 12 Nyholt Drive, Yatala 4207
Queensland - AUSTRALIA
T +61 07 3800 0103
M +61 04 38060997

UNIT 9, 94 Boundary Rd, Sunshine West 3020
Victoria - AUSTRALIA
T +61 9312 4722
oceaniaoffice@transtecno.com
www.transtecno.com.au



SALES OFFICE SOUTH KOREA
772-41. Bongdong-ro, Bongdong-eup, Wanju-goon
Chonbuk, 55313
SOUTH KOREA
T +82 70 8867 8897
M +82 10 5094 2107
koreaoffice@transtecno.com
www.transtecno.com

www.transtecno.com