TRANSTECNO®
the modular gearmotor

CMB

CMB Alu

60Hz

IEC

Motorreductores de ejes ortogonales
Motoredutores com eixos ortogonais
Helical bevel gearmotors



TRANSTECNO · GENUINE · PRODUCTS ·

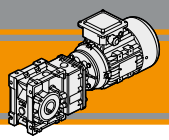

ENERGY SAVING

Índice	*Indice*	Index	Pag. *Pág.* Page
Características técnicas	*Características técnicas*	Technical features	**C2**
Clasificación	*Designação*	Classification	**C2**
Sentidos de rotación	*Sentidos de rotação*	Direction of rotation	**C3**
Nomenclatura	*Simbologia*	Legend	**C3**
Lubricación	*Lubrificação*	Lubrication	**C3**
Cargas radiales	*Cargas radiais*	Radial loads	**C4**
Datos técnicos	*Dados técnicos*	Technical data	**C5**
Dimensiones	*Dimensões*	Dimensions	**C16**
Accesorios	*Acessórios*	Accessories	**C16**

Esta sección substituye y anula las ediciones y revisiones previas. Si usted obtiene este catálogo a través de canales de distribución no autorizados o fuera de nuestro control, la versión en vigor no estará garantizada. **En todo caso, la versión más actualizada está disponible en nuestra página de internet www.transtecno.com**

Esta seção anula e substitui qualquer edição ou revisão precedente. Caso esta seção não seja encontrada em distribuição controlada, a atualização dos dados aqui contidos não é segura. ***Neste caso a versão atualizada está disponível no nosso site: www.transtecno.com***

This section replaces any previous edition and revision. If you obtained this catalogue other than through controlled distribution channels, the most up to date content is not guaranteed. **In this case the latest version is available on our web site www.transtecno.com**

Características técnicas

Los motoreductores de ejes ortogonales serie CMB se caracterizan por un alto grado de modularidad, de hecho, fueron desarollados con una carcasa completamente intercambiable con la de los reductores de tornillo sinfin de la serie CM. Por lo tanto, se configuran de acuerdo con las necesidades de la aplicación: con brida de salida, eje de salida, brazo de reacción.

Características comunes a toda la serie:
- Carcasa en aluminio en los tamaños.
- Engranajes siempre rectificados.
- Lubricación permanente con aceite sintético de larga vida.

Características técnicas

Os motoredutores CMB, são caracterizados por um elevado grau de modularidade: sua carcaça é completamente intercambiável com a série CM (rosca sem-fim). Eles são configurados de acordo com as necessidades da aplicação, com flange de saída, eixo de saída ou braço de torção.

Características comuns a toda a série:
- *Carcaça em alumínio nos tamanhos.*
- *Lubrificação permanente com óleo sintético.*
- *Lubrificação permanente com óleo sintético*

Technical features

The high degree of modularity of CMB helical bevel gearmotors allows it to be completely interchangeable with CM wormgearboxes.
It is possible to set up the version required using output flanges, output shafts and optional torque arms.

Common features of all CMB range are:
- Die-cast aluminum housing.
- Ground helical gears.
- Permanent synthetic oil long-life lubrication.

ENERGY SAVING

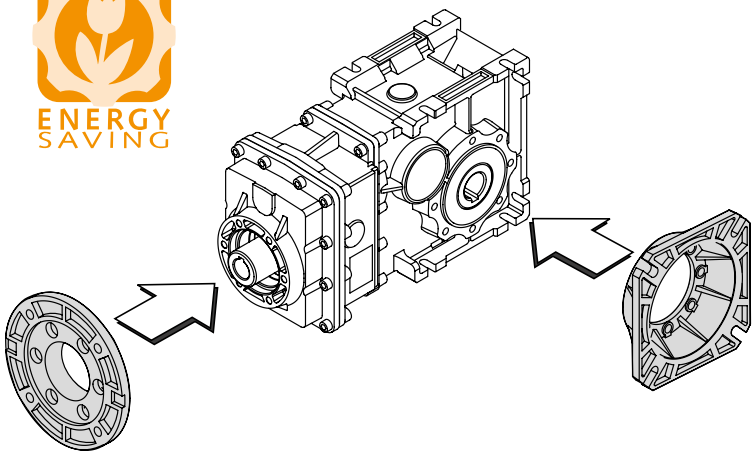

Clasificación / *Designação* / Classification

REDUCTOR / *REDUTOR* / GEARBOX

CMB	63	3	U	9.81	D25	90	B5	SZDX	BRSX	90
Tipo *Tipo* Type	Tamaño *Tamanho* Size	Etapas *Estágios* Stages	Versión *Versão* Version	Relación de reducción *Rapporto* Ratio	Eje de salida hueco *Eixo saída vazado* Hollow output shaft	IEC	Forma constructiva *Forma construtiva* Version	ø Eje de salida *ø Eixo saída* ø Output shaft	Brazo de reacción *Braço de reação* Torque arm	Ângulo *Ângulo* Angle
CMB	**40** **50** **63** **90**	**2** **3**	**U** **FD** **FS** **FBD** **FBS** **FLD** **FLS**	Véase tablas *Veja tabelas* see tables	Véase tablas *Veja tabelas* see tables	**56..** **—** **90..**	**B5** **B14**	**SZDX** **SZSX** **DZ**	**BRDX** **BRSX**	**0°** **90°** **180°** **270°**

REDUCTOR / *REDUTOR* / GEARBOX

CMBIS	63	3	U	9.81	D25	SZDX	BRSX	90
Tipo *Tipo* Type	Tamaño *Tamanho* Size	Etapas *Estágios* Stages	Versión *Versão* Version	Relación de reducción *Rapporto* Ratio	Eje de salida hueco *Eixo saída vazado* Hollow output shaft	ø Eje de salida *ø Eixo saída* ø Output shaft	Brazo de reacción *Braço de reação* Torque arm	Ângulo *Ângulo* Angle
CMBIS	**40** **50** **63** **90**	**2** **3**	**U** **FD** **FS** **FBD** **FBS** **FLD** **FLS**	Véase tablas *Veja tabelas* see tables	Véase tablas *Veja tabelas* see tables	**SZDX** **SZSX** **DZ**	**BRDX** **BRSX**	**0°** **90°** **180°** **270°**

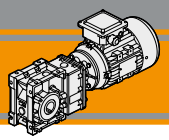

Clasificación — *Designação* — Classification

Relación de reducción / *Versão Redutor* / Gearbox Version

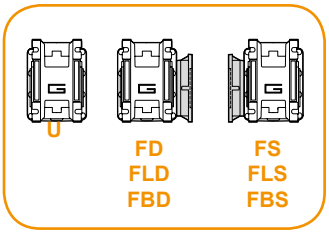

Eje de salida / *Eixo de saída* / Output shaft

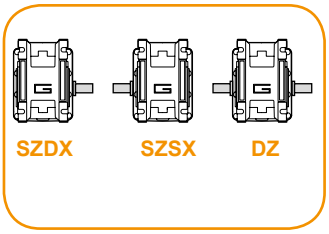

Brazo de reacción / *Braço de reação* / Torque arm

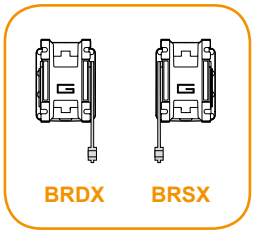

Ángulo / *Ângulo* / Angle

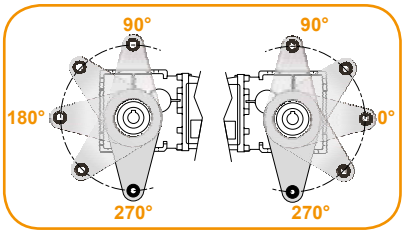

MOTOR / *MOTOR* / MOTOR

0.75kW	4p	3ph	230/400V	60Hz	T1
Potencia *Potência* Power	Polos *Pólos* Poles	Fases *Fases* Phases	Tensión *Tensão* Voltage	Frecuencia *Frequência* Frequency	Posición caja de bornes *Pos. Conexão* Terminal box pos.
Veja tabelas *Véase tablas* see tables	**2p** **4p** **6p** **8p**	**1ph** **3ph**	**230V** **230/400V**	**60Hz**	**T1** (Std) **T4** **T2** **T3**

Sentidos de rotación — *Sentidos de rotação* — Direction of rotation

CMB...2
CMBIS..2

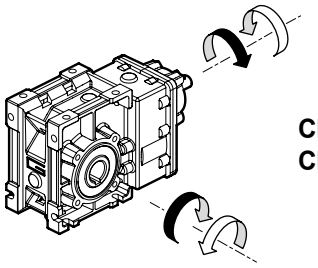

CMB...3
CMBIS..3

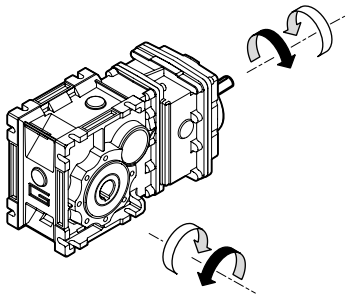

Nomenclatura — *Simbologia* — Legend

n_1	[rpm]	Velocidad de entrada / *Velocidade na entrada* / Input speed
n_2	[rpm]	Velocidad de salida / *Velocidade na saída* / Output speed
i		Relación de reducción / *Relação de redução* / Ratio
P_1	[kW]	Potencia en la entrada / *Potência da entrada* / Input power
M_2	[Nm]	Par en la salida en función de P_1 / *Torque na saída em função de P_1* / Output torque referred to P_1
Pn_1	[kW]	Potencia nominal en la entrada / *Potência nominal na entrada* / Nominal input power
Mn_2	[Nm]	Par nominal en la salida en función de Pn_1 / *Torque nominal na saída em função de Pn_1* / Nominal output torque referred to Pn_1
sf		Factor de servicio / *Fator de serviço* / Service factor
R_2	[N]	Carga radial admisible en la salida / *Carga radial admissível na saída* / Maximum output radial load
A_2	[N]	Carga axial admisible en la salida / *Carga axial admissível na saída* / Maximum output axial load

Lubricación

Todos los motoreductores de ejes ortogonales se suministran con lubricante sintético, viscosidad 320, por lo que se pueden instalar en cualquier posición de montaje y no requieren mantenimiento.

Lubrificação

Todas os são fornecidos com lubrificante sintético, viscosidade 320, de modo que possam ser instalado em qualquer posição.

Lubrication

Permanent synthetic oil long-life lubrication (viscosity grade 320) makes it possible to use CMB gearmotors in all mounting positions; for this reason they can be installed in any assembly position and do not require maintenance.

Cargas radiales

Cargas radiais

Radial loads

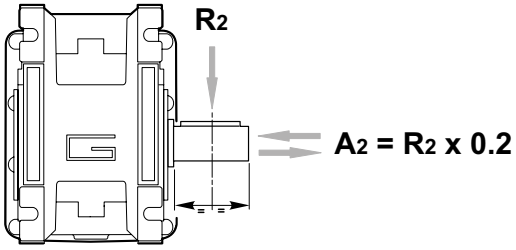

n_2 [min^{-1}]	R_2 [N]			
	CMB 402	CMB 502	CMB 633	CMB 903
400	905	1116	1835	2682
300	996	1228	2020	2952
200	1141	1406	2312	3379
170	1204	1484	2441	3567
140	1414	1743	2604	3806
100	1582	1949	2913	4686
90	1638	2019	3321	4853
60	2047	2490	3801	5556
40	2524	3029	4492	6614
30	2778	3334	5159	7540
20	3180	3816	5906	8631
15	3500	4200	6500	9500
10	3500	4200	6500	9500

Cuando la carga radial no se aplica en el punto medio del eje, es necesario calcular la carga efectiva a través la siguiente fórmula:

Quando a carga radial resultante não é aplicada na linha mediana da eixo, é preciso calcular aquela efetiva com a seguinte fórmula:

When the resulting radial load is not applied on the centre line of the shaft it is necessary to calculate the effective load with the following formula:

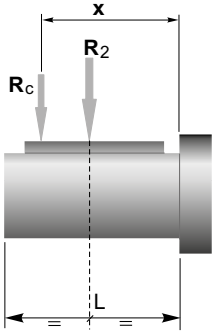

	CMB 402	CMB 502	CMB 633	CMB 903
a	86	104	118	157
b	66	79	93	117
R_{2MAX}	3500	4200	6500	9500

$$R_c = \frac{R_2 \cdot a}{(b+x)} \leq R_{2MAX}$$

$$R \leq R_c$$

a, b = valores dados en la tabla
a, b = valores referidos na tabela
a, b = values given in the table

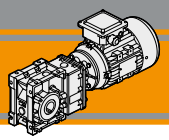

Datos técnicos — *Dados técnicos* — Technical data

n_1 1750 [min^{-1}]

	n_2 [min^{-1}]	Mn_2 [Nm]	Pn_1 [kW]	i	IEC Motores aplicables / *IEC Motores aplicáveis* / IEC Motor adapters: 56 B5/B14	63 B5/B14	71 B5/B14	80 B5/B14
CMBIS 402								
	283	40	1.3	6.18				*
	234	40	1.0	7.49				*
	190	40	0.85	9.20				*
	148	45	0.74	11.83				*
	140	45	0.70	12.48				*
	118	45	0.59	14.83				*
	99	45	0.50	17.63				*
	94	55	0.58	18.60				*
	78	55	0.48	22.33				*
	73	55	0.45	23.91				*
	61	65	0.44	28.89				*
	57	65	0.41	30.84				*
	52	65	0.38	33.57				*
	49	65	0.36	35.63				*
	41	65	0.30	42.75			*	*
	32	65	0.23	55.31			*	*
	30	65	0.21	59.06			*	*
	27	65	0.20	64.29			*	*
	24	65	0.17	72.50			*	*
CMBIS 502					56 B5/B14	63 B5/B14	71 B5/B14	80 B5/B14
	283	70	2.2	6.18				
	234	70	1.8	7.49				
	190	70	1.5	9.20				
	148	90	1.5	11.83				
	140	90	1.4	12.48				
	118	90	1.2	14.83				
	99	90	1.0	17.63				
	94	110	1.2	18.60				
	78	110	0.96	22.33				
	73	110	0.90	23.91				
	61	125	0.84	28.89				
	57	125	0.79	30.84				
	52	125	0.73	33.57				
	49	125	0.68	35.63				
	41	125	0.57	42.75				*
	32	125	0.44	55.31				*
	30	125	0.41	59.06				*
	27	125	0.38	64.29				*
	24	125	0.34	72.50				*

NOTA
Las áreas resaltadas indican el tamaño de carcasa del motor correspondiente.

N.B.
As áreas destacadas indicam a aplicabilidade correspondente ao tamanho do motor.

N.B.
Highlighted areas indicate motor inputs available on each size of unit.

⚠ * = El Factor de servicio (sf) se deberá seleccionar con respecto a la aplicación: Favor de contactar con nuestro Servicio Técnico

⚠ * = *O fator de serviço (sf) deve ser escolhido em função da aplicação: entre em contato com o nosso Serviço Técnico.*

⚠ * = The service factor (sf) has to be selected depending on application: please contact our Technical Department.

Antes de seleccionar cualquier reductor, favor de revisar los valores dedesempeño en las páginas C8 a la C11.

Antes de executar a escolha do motoredutor analisar o desempenho listado nas tabelas das páginas C8 a pag. C11.

Before selecting any gearbox, please read the performance values shown in the tables on page C8 to C11.

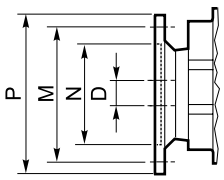

IEC Dimension / *IEC Dimensões* / IEC Dimensions								
	56 B5	**56 B14**	**63 B5**	**63 B14**	**71 B5**	**71 B14**	**80 B5**	**80 B14**
N	80	50	95	60	110	70	130	80
M	100	65	115	75	130	85	165	100
P	120	80	140	90	160	105	200	120
D	9		11		14		19	

Datos técnicos — *Dados técnicos* — Technical data

n_1 1750 [min^{-1}]

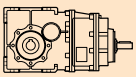	n_2 [min^{-1}]	Mn_2 [Nm]	Pn_1 [kW]	i	IEC Motores aplicables / *IEC Motores aplicáveis* / IEC Motor adapters			
CMBIS 633					**63 B5**	**71 B5/B14**	**80 B5/B14**	**90 B5/B14**
	266	150	4.4	6.58				
	219	150	3.7	7.99				
	178	150	3.0	9.81				
	168	150	2.8	10.44				
	140	150	2.3	12.53				
	131	150	2.2	13.31				
	111	170	2.1	15.81				
	98	220	2.4	17.77				
	81	220	2.0	21.56				
	66	220	1.6	26.48				
	62	220	1.5	28.17				
	52	220	1.3	33.81				
	49	220	1.2	35.92				*
	45	250	1.3	38.88				*
	37	250	1.0	47.16				*
	30	250	0.84	57.93				*
	28	250	0.79	61.63				*
	24	250	0.66	73.96				*
	22	250	0.62	78.58			*	*
	19	250	0.52	93.33			*	*
	12	250	0.35	140.52			*	*
	9.6	250	0.27	181.81		*	*	*
	8.3	250	0.23	211.31		*	*	*
	7.3	250	0.20	238.31		*	*	*

NOTA
Las áreas resaltadas indican el tamaño de carcasa del motor correspondiente.

N.B.
As áreas destacadas indicam a aplicabilidade correspondente ao tamanho do motor.

N.B.
Highlighted areas indicate motor inputs available on each size of unit.

*** =** El Factor de servicio (sf) se deberá seleccionar con respecto a la aplicación: Favor de contactar con nuestro Servicio Técnico

*** =** *O fator de serviço (sf) deve ser escolhido em função da aplicação: entre em contato com o nosso Serviço Técnico.*

*** =** The service factor (sf) has to be selected depending on application: please contact our Technical Department.

Antes de seleccionar cualquier reductor, favor de revisar los valores dedesempeño en las páginas C8 a la C11.

Antes de executar a escolha do motoredutor analisar o desempenho listado nas tabelas das páginas C8 a pag. C11.

Before selecting any gearbox, please read the performance values shown in the tables on page C8 to C11.

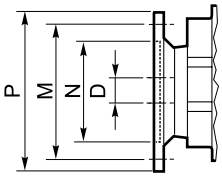

IEC Dimension / *IEC Dimensões* / IEC Dimensions							
	63 B5	**71 B5**	**71 B14**	**80 B5**	**80 B14**	**90 B5**	**90 B14**
N	95	110	70	130	80	130	95
M	115	130	85	165	100	165	115
P	140	160	105	200	120	200	140
D	11	14		19		24	

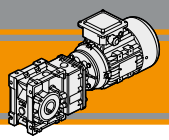

Datos técnicos — *Dados técnicos* — Technical data

n_1 1750 [min^{-1}]

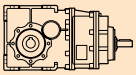

n_2 [min^{-1}]	Mn_2 [Nm]	Pn_1 [kW]	i	IEC Motores aplicables / *IEC Motores aplicáveis* / IEC Motor adapters: 71 B5	80 B5/B14	90 B5/B14	100/112 B5/B14
CMBIS 903							
263	280	8.2	6.65	**B**			
219	280	6.8	8.00	**B**			
180	280	5.6	9.74	**B**			
156	280	4.9	11.21	**B**			
124	300	4.1	14.09	**B**			
98	450	4.9	17.95	**B**			
81	450	4.1	21.60	**B**			
67	450	3.3	26.30	**B**			
58	450	2.9	30.25	**B**			
45	500	2.5	39.26	**B**			*
37	500	2.1	47.25	**B**			*
30	500	1.7	57.52	**B**			*
26	500	1.5	66.17	**B**			*
21	500	1.2	83.20	**B**		*	*
16	500	0.90	108.09	**B**		*	*
13	500	0.74	132.23	**B**		*	*
12	500	0.66	147.92	**B**		*	*
10	500	0.58	167.09	**B**	*	*	*
9.2	500	0.51	191.06	**B**	*	*	*
7.9	500	0.44	221.88	**B**	*	*	*
6.7	500	0.37	262.96	**B**	*	*	*

NOTA
Las áreas resaltadas indican el tamaño de carcasa del motor correspondiente.

N.B.
As áreas destacadas indicam a aplicabilidade correspondente ao tamanho do motor.

N.B.
Highlighted areas indicate motor inputs available on each size of unit.

*** =** El Factor de servicio (sf) se deberá seleccionar con respecto a la aplicación: Favor de contactar con nuestro Servicio Técnico

*** =** *O fator de serviço (sf) deve ser escolhido em função da aplicação: entre em contato com o nosso Serviço Técnico.*

*** =** The service factor (sf) has to be selected depending on application: please contact our Technical Department.

Antes de seleccionar cualquier reductor, favor de revisar los valores dedesempeño en las páginas C8 a la C11.

Antes de executar a escolha do motoredutor analisar o desempenho listado nas tabelas das páginas C8 a pag. C11.

Before selecting any gearbox, please read the performance values shown in the tables on page C8 to C11.

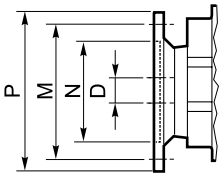

IEC Dimension / *IEC Dimensões* / IEC Dimensions	71 B5	80 B5	80 B14	90 B5	90 B14	100/112 B5	100/112 B14
N	110	130	80	130	95	180	110
M	130	165	100	165	115	215	130
P	160	200	120	200	140	250	160
D	14	19		24		28	

Datos técnicos — *Dados técnicos* — Technical data

P_1 [kW]	n_2 [min^{-1}]	M_2 [Nm]	sf	i		IEC
0.09						
(0.12 hp)	**283**	2.9	14.0	6.18	**CMB402**	**B5/B14**
	234	3.5	11.6	7.49		**B5/B14**
56B4	**190**	4.2	9.4	9.20		**B5/B14**
(1750 min^{-1})	**148**	5.5	8.2	11.83		**B5/B14**
	140	5.8	7.8	12.48		**B5/B14**
	118	6.8	6.6	14.83		**B5/B14**
	99	8.1	5.5	17.63		**B5/B14**
	94	8.6	6.4	18.60		**B5/B14**
	78	10	5.3	22.33		**B5/B14**
	73	11	5.0	23.91		**B5/B14**
	61	13	4.9	28.89		**B5/B14**
	57	14	4.6	30.84		**B5/B14**
	52	15	4.2	33.57		**B5/B14**
	49	16	4.0	35.63		**B5/B14**
	41	20	3.3	42.75		**B5/B14**
	32	26	2.5	55.31		**B5/B14**
	30	27	2.4	59.06		**B5/B14**
	27	30	2.2	64.29		**B5/B14**
	24	33	1.9	72.50		**B5/B14**
	32	26	4.9	55.31	**CMB502**	**B5/B14**
	30	27	4.6	59.06		**B5/B14**
	27	30	4.2	64.29		**B5/B14**
	24	33	3.7	72.50		**B5/B14**
0.12						
(0.16 hp)	**283**	3.8	10.5	6.18	**CMB402**	**B5/B14**
	234	4.6	8.7	7.49		**B5/B14**
63A4	**190**	5.7	7.1	9.20		**B5/B14**
(1750 min^{-1})	**148**	7.3	6.2	11.83		**B5/B14**
	140	7.7	5.9	12.48		**B5/B14**
	118	9.1	4.9	14.83		**B5/B14**
	99	11	4.1	17.63		**B5/B14**
	94	11	4.8	18.60		**B5/B14**
	78	14	4.0	22.33		**B5/B14**
	73	15	3.7	23.91		**B5/B14**
	61	18	3.7	28.89		**B5/B14**
	57	19	3.4	30.84		**B5/B14**
	52	21	3.1	33.57		**B5/B14**
	49	22	3.0	35.63		**B5/B14**
	41	26	2.5	42.75		**B5/B14**
	32	34	1.9	55.31		**B5/B14**
	30	36	1.8	59.06		**B5/B14**
	27	40	1.6	64.29		**B5/B14**
	24	45	1.5	72.50		**B5/B14**
	41	26	4.8	42.75	**CMB502**	**B5/B14**
	32	34	3.7	55.31		**B5/B14**
	30	36	3.4	59.06		**B5/B14**
	27	40	3.2	64.29		**B5/B14**
	24	45	2.8	72.50		**B5/B14**

P_1 [kW]	n_2 [min^{-1}]	M_2 [Nm]	sf	i		IEC
0.12						
(0.16 hp)	**24**	46	5.5	73.96	**CMB633**	**B5**
	22	48	5.2	78.58		**B5**
63A4	**19**	57	4.4	93.33		**B5**
(1750 min^{-1})	**12**	86	2.9	140.52		**B5**
	10	112	2.2	181.81		**B5**
	8.3	130	1.9	211.31		**B5**
	7.3	147	1.7	238.31		**B5**
0.18						
(0.25 hp)	**283**	5.7	7.0	6.18	**CMB402**	**B5/B14**
	234	6.9	5.8	7.49		**B5/B14**
63B4	**190**	8.5	4.7	9.20		**B5/B14**
(1750 min^{-1})	**148**	11	4.1	11.83		**B5/B14**
	140	12	3.9	12.48		**B5/B14**
	118	14	3.3	14.83		**B5/B14**
	99	16	2.8	17.63		**B5/B14**
	94	17	3.2	18.60		**B5/B14**
	78	21	2.7	22.33		**B5/B14**
	73	22	2.5	23.91		**B5/B14**
	61	27	2.4	28.89		**B5/B14**
	57	28	2.3	30.84		**B5/B14**
	52	31	2.1	33.57		**B5/B14**
	49	33	2.0	35.63		**B5/B14**
	41	39	1.6	42.75		**B5/B14**
	32	51	1.3	55.31		**B5/B14**
	30	55	1.2	59.06		**B5/B14**
	27	59	1.1	64.29		**B5/B14**
	24	67	1.0	72.50		**B5/B14**
	57	28	4.4	30.84	**CMB502**	**B5/B14**
	52	31	4.0	33.57		**B5/B14**
	49	33	3.8	35.63		**B5/B14**
	41	39	3.2	42.75		**B5/B14**
	32	51	2.4	55.31		**B5/B14**
	30	55	2.3	59.06		**B5/B14**
	27	59	2.1	64.29		**B5/B14**
	24	67	1.9	72.50		**B5/B14**
	30	53	4.7	57.93	**CMB633**	**B5**
	28	57	4.4	61.63		**B5**
	24	68	3.7	73.96		**B5**
	22	73	3.4	78.58		**B5**
	19	86	2.9	93.33		**B5**
	12	130	1.9	140.52		**B5**
	10	168	1.5	181.81		**B5**
	8.3	195	1.3	211.31		**B5**
	7.3	220	1.1	238.31		**B5**

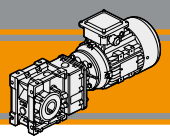

Datos técnicos — *Dados técnicos* — Technical data

P_1 [kW]	n_2 [min^{-1}]	M_2 [Nm]	sf	i		IEC
0.25						
(0.33 hp)	**283**	7.9	5.1	6.18	**CMB402**	**B5/B14**
	234	10	4.2	7.49		**B5/B14**
63C4	**190**	12	3.4	9.20		**B5/B14**
(1750 min^{-1})	**148**	15	3.0	11.83		**B5/B14**
	140	16	2.8	12.48		**B5/B14**
	118	19	2.4	14.83		**B5/B14**
	99	23	2.0	17.63		**B5/B14**
	94	24	2.3	18.60		**B5/B14**
	78	29	1.9	22.33		**B5/B14**
	73	31	1.8	23.91		**B5/B14**
	61	37	1.8	28.89		**B5/B14**
	57	40	1.6	30.84		**B5/B14**
	52	43	1.5	33.57		**B5/B14**
	49	46	1.4	35.63		**B5/B14**
	41	55	1.2	42.75		**B5/B14**
	32	71	0.9	55.31		**B5/B14**
	30	76	0.9	59.06		**B5/B14**
	94	24	4.6	18.60	**CMB502**	**B5/B14**
	78	29	3.8	22.33		**B5/B14**
	73	31	3.6	23.91		**B5/B14**
	61	37	3.4	28.89		**B5/B14**
	57	40	3.2	30.84		**B5/B14**
	52	43	2.9	33.57		**B5/B14**
	49	46	2.7	35.63		**B5/B14**
	41	55	2.3	42.75		**B5/B14**
	32	71	1.8	55.31		**B5/B14**
	30	76	1.7	59.06		**B5/B14**
	27	82	1.5	64.29		**B5/B14**
	24	93	1.3	72.50		**B5/B14**
	45	50	5.0	38.88	**CMB633**	**B5/B14**
	37	60	4.1	47.16		**B5/B14**
	30	74	3.4	57.93		**B5/B14**
	28	79	3.2	61.63		**B5/B14**
	24	95	2.6	73.96		**B5/B14**
	22	101	2.5	78.58		**B5/B14**
	19	120	2.1	93.33		**B5/B14**
	12	180	1.4	140.52		**B5/B14**
	10	233	1.1	181.81		**B5/B14**
	8.3	271	0.9	211.31		**B5/B14**

P_1 [kW]	n_2 [min^{-1}]	M_2 [Nm]	sf	i		IEC
0.37						
(0.50 hp)	**283**	12	3.4	6.18	**CMB402**	**B5/B14**
	234	14	2.8	7.49		**B5/B14**
71A4	**190**	17	2.3	9.20		**B5/B14**
(1750 min^{-1})	**148**	22	2.0	11.83		**B5/B14**
	140	24	1.9	12.48		**B5/B14**
	118	28	1.6	14.83		**B5/B14**
	99	33	1.3	17.63		**B5/B14**
	94	35	1.6	18.60		**B5/B14**
	78	42	1.3	22.33		**B5/B14**
	73	45	1.2	23.91		**B5/B14**
	61	55	1.2	28.89		**B5/B14**
	57	59	1.1	30.84		**B5/B14**
	52	64	1.0	33.57		**B5/B14**
	49	68	1.0	35.63		**B5/B14**
	283	12	6.0	6.18	**CMB502**	**B5/B14**
	234	14	4.9	7.49		**B5/B14**
	190	17	4.0	9.20		**B5/B14**
	148	22	4.0	11.83		**B5/B14**
	140	24	3.8	12.48		**B5/B14**
	118	28	3.2	14.83		**B5/B14**
	99	33	2.7	17.63		**B5/B14**
	94	35	3.1	18.60		**B5/B14**
	78	42	2.6	22.33		**B5/B14**
	73	45	2.4	23.91		**B5/B14**
	61	55	2.3	28.89		**B5/B14**
	57	59	2.1	30.84		**B5/B14**
	52	64	2.0	33.57		**B5/B14**
	49	68	1.8	35.63		**B5/B14**
	41	81	1.5	42.75		**B5/B14**
	32	105	1.2	55.31		**B5/B14**
	30	112	1.1	59.06		**B5/B14**
	27	122	1.0	64.29		**B5/B14**
	24	138	0.9	72.50		**B5/B14**
	62	53	4.1	28.17	**CMB633**	**B5/B14**
	52	64	3.4	33.81		**B5/B14**
	49	68	3.2	35.92		**B5/B14**
	45	74	3.4	38.88		**B5/B14**
	37	90	2.8	47.16		**B5/B14**
	30	110	2.3	57.93		**B5/B14**
	28	117	2.1	61.63		**B5/B14**
	24	140	1.8	73.96		**B5/B14**
	22	149	1.7	78.58		**B5/B14**
	19	177	1.4	93.33		**B5/B14**
	12	267	0.9	140.52		**B5/B14**
	30	109	4.6	57.52	**CMB903**	**B5**
	26	126	4.0	66.17		**B5**
	21	158	3.2	83.20		**B5**
	16	205	2.4	108.09		**B5**
	13	251	2.0	132.23		**B5**
	12	281	1.8	147.92		**B5**
	10	317	1.6	167.09		**B5**
	9.2	363	1.4	191.06		**B5**
	7.9	421	1.2	221.88		**B5**
	6.7	499	1.0	262.96		**B5**

Datos técnicos | *Dados técnicos* | Technical data

P_1 [kW]	n_2 [min^{-1}]	M_2 [Nm]	sf	i		IEC
0.55						
(0.75 hp)	**283**	17	2.3	6.18	**CMB402**	**B5/B14**
	234	21	1.9	7.49		**B5/B14**
71B4	**190**	26	1.5	9.20		**B5/B14**
(1750 min^{-1})	**148**	33	1.3	11.83		**B5/B14**
	140	35	1.3	12.48		**B5/B14**
	118	42	1.1	14.83		**B5/B14**
	99	50	0.9	17.63		**B5/B14**
	94	52	1.0	18.60		**B5/B14**
	78	63	0.9	22.33		**B5/B14**
	283	17	4.0	6.18	**CMB502**	**B5/B14**
	234	21	3.3	7.49		**B5/B14**
	190	26	2.7	9.20		**B5/B14**
	148	33	2.7	11.83		**B5/B14**
	140	35	2.6	12.48		**B5/B14**
	118	42	2.2	14.83		**B5/B14**
	99	50	1.8	17.63		**B5/B14**
	94	52	2.1	18.60		**B5/B14**
	78	63	1.7	22.33		**B5/B14**
	73	67	1.6	23.91		**B5/B14**
	61	81	1.5	28.89		**B5/B14**
	57	87	1.4	30.84		**B5/B14**
	52	95	1.3	33.57		**B5/B14**
	49	101	1.2	35.63		**B5/B14**
	41	121	1.0	42.75		**B5/B14**
	168	29	5.1	10.44	**CMB633**	**B5/B14**
	140	35	4.2	12.53		**B5/B14**
	131	38	4.0	13.31		**B5/B14**
	111	45	3.8	15.81		**B5/B14**
	98	50	4.4	17.77		**B5/B14**
	81	61	3.6	21.56		**B5/B14**
	66	75	2.9	26.48		**B5/B14**
	62	79	2.8	28.17		**B5/B14**
	52	95	2.3	33.81		**B5/B14**
	49	101	2.2	35.92		**B5/B14**
	45	110	2.3	38.88		**B5/B14**
	37	133	1.9	47.16		**B5/B14**
	30	163	1.5	57.93		**B5/B14**
	28	174	1.4	61.63		**B5/B14**
	24	209	1.2	73.96		**B5/B14**
	22	222	1.1	78.58		**B5/B14**
	19	263	0.9	93.33		**B5/B14**
	58	85	5.3	30.25	**CMB903**	**B5/B14**
	45	111	4.5	39.26		**B5/B14**
	37	133	3.8	47.25		**B5/B14**
	30	162	3.1	57.52		**B5/B14**
	26	187	2.7	66.17		**B5/B14**
	21	235	2.1	83.20		**B5/B14**
	16	305	1.6	108.09		**B5/B14**
	13	373	1.3	132.23		**B5/B14**
	12	417	1.2	147.92		**B5/B14**
	10	471	1.1	167.09		**B5/B14**
	9.2	539	0.9	191.06		**B5/B14**

P_1 [kW]	n_2 [min^{-1}]	M_2 [Nm]	sf	i		IEC
0.75						
(1.0 hp)	**283**	24	2.9	6.18	**CMB502**	**B5/B14**
	234	29	2.4	7.49		**B5/B14**
80A4	**190**	35	2.0	9.20		**B5/B14**
(1750 min^{-1})	**148**	46	2.0	11.83		**B5/B14**
	140	48	1.9	12.48		**B5/B14**
	118	57	1.6	14.83		**B5/B14**
	99	68	1.3	17.63		**B5/B14**
	94	72	1.5	18.60		**B5/B14**
	78	86	1.3	22.33		**B5/B14**
	73	92	1.2	23.91		**B5/B14**
	61	111	1.1	28.89		**B5/B14**
	57	119	1.1	30.84		**B5/B14**
	52	129	1.0	33.57		**B5/B14**
	49	137	0.9	35.63		**B5/B14**
	266	25	5.9	6.58	**CMB633**	**B5/B14**
	219	31	4.9	7.99		**B5/B14**
	178	38	4.0	9.81		**B5/B14**
	168	40	3.7	10.44		**B5/B14**
	140	48	3.1	12.53		**B5/B14**
	131	51	2.9	13.31		**B5/B14**
	111	61	2.8	15.81		**B5/B14**
	98	68	3.2	17.77		**B5/B14**
	81	83	2.7	21.56		**B5/B14**
	66	102	2.2	26.48		**B5/B14**
	62	108	2.0	28.17		**B5/B14**
	52	130	1.7	33.81		**B5/B14**
	49	138	1.6	35.92		**B5/B14**
	45	150	1.7	38.88		**B5/B14**
	37	181	1.4	47.16		**B5/B14**
	30	223	1.1	57.93		**B5/B14**
	28	237	1.1	61.63		**B5/B14**
	24	285	0.9	73.96		**B5/B14**
	67	101	4.4	26.30	**CMB903**	**B5/B14**
	58	116	3.9	30.25		**B5/B14**
	45	151	3.3	39.26		**B5/B14**
	37	182	2.8	47.25		**B5/B14**
	30	221	2.3	57.52		**B5/B14**
	26	255	2.0	66.17		**B5/B14**
	21	320	1.6	83.20		**B5/B14**
	16	416	1.2	108.09		**B5/B14**
	13	509	1.0	132.23		**B5/B14**
	12	569	0.9	147.92		**B5/B14**
1.1						
(1.5 hp)	**283**	35	2.0	6.18	**CMB502**	**B5/B14**
	234	42	1.7	7.49		**B5/B14**
80B4	**190**	52	1.3	9.20		**B5/B14**
(1750 min^{-1})	**148**	67	1.3	11.83		**B5/B14**
	140	70	1.3	12.48		**B5/B14**
	118	84	1.1	14.83		**B5/B14**
	99	99	0.9	17.63		**B5/B14**
	94	105	1.0	18.60		**B5/B14**
	78	126	0.9	22.33		**B5/B14**

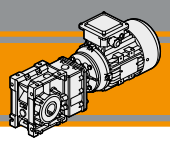

Datos técnicos — *Dados técnicos* — Technical data

P_1 [kW]	n_2 [min^{-1}]	M_2 [Nm]	sf	i	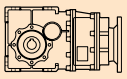	IEC
1.1						
(1.5 hp)	**266**	37	4.0	6.58	**CMB633**	**B5/B14**
	219	45	3.3	7.99		**B5/B14**
80B4	**178**	55	2.7	9.81		**B5/B14**
(1750 min^{-1})	**168**	59	2.5	10.44		**B5/B14**
	140	71	2.1	12.53		**B5/B14**
	131	75	2.0	13.31		**B5/B14**
	111	89	1.9	15.81		**B5/B14**
	98	100	2.2	17.77		**B5/B14**
	81	122	1.8	21.56		**B5/B14**
	66	149	1.5	26.48		**B5/B14**
	62	159	1.4	28.17		**B5/B14**
	52	191	1.2	33.81		**B5/B14**
	49	203	1.1	35.92		**B5/B14**
	45	219	1.1	38.88		**B5/B14**
	37	266	0.9	47.16		**B5/B14**
	263	38	7.5	6.65	**CMB903**	**B5/B14**
	219	45	6.2	8.00		**B5/B14**
	180	55	5.1	9.74		**B5/B14**
	156	63	4.4	11.21		**B5/B14**
	124	80	3.8	14.09		**B5/B14**
	98	101	4.4	17.95		**B5/B14**
	81	122	3.7	21.60		**B5/B14**
	67	148	3.0	26.30		**B5/B14**
	58	171	2.6	30.25		**B5/B14**
	45	222	2.3	39.26		**B5/B14**
	37	267	1.9	47.25		**B5/B14**
	30	325	1.5	57.52		**B5/B14**
	26	373	1.3	66.17		**B5/B14**
	21	469	1.1	83.20		**B5/B14**
1.5						
(2.0 hp)	**266**	51	3.0	6.58	**CMB633**	**B5/B14**
	219	61	2.4	7.99		**B5/B14**
90S4	**178**	76	2.0	9.81		**B5/B14**
(1750 min^{-1})	**168**	80	1.9	10.44		**B5/B14**
	140	96	1.6	12.53		**B5/B14**
	131	102	1.5	13.31		**B5/B14**
	111	122	1.4	15.81		**B5/B14**
	98	137	1.6	17.77		**B5/B14**
	81	166	1.3	21.56		**B5/B14**
	66	204	1.1	26.48		**B5/B14**
	62	217	1.0	28.17		**B5/B14**
	52	260	0.8	33.81		**B5/B14**
	263	51	5.5	6.65	**CMB903**	**B5/B14**
	219	62	4.5	8.00		**B5/B14**
	180	75	3.7	9.74		**B5/B14**
	156	86	3.2	11.21		**B5/B14**
	124	108	2.8	14.09		**B5/B14**
	98	138	3.3	17.95		**B5/B14**
	81	166	2.7	21.60		**B5/B14**
	67	202	2.2	26.30		**B5/B14**
	58	233	1.9	30.25		**B5/B14**
	45	302	1.7	39.26		**B5/B14**
	37	364	1.4	47.25		**B5/B14**
	30	443	1.1	57.52		**B5/B14**
	26	509	1.0	66.17		**B5/B14**

P_1 [kW]	n_2 [min^{-1}]	M_2 [Nm]	sf	i	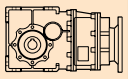	IEC
2.2						
(3.0 hp)	**266**	74	2.0	6.58	**CMB633**	**B5/B14**
	219	90	1.7	7.99		**B5/B14**
90L4	**178**	111	1.4	9.81		**B5/B14**
(1750 min^{-1})	**168**	118	1.3	10.44		**B5/B14**
	140	141	1.1	12.53		**B5/B14**
	131	150	1.0	13.31		**B5/B14**
	111	178	1.0	15.81		**B5/B14**
	98	201	1.1	17.77		**B5/B14**
	81	243	0.9	21.56		**B5/B14**
	263	75	3.7	6.65	**CMB903**	**B5/B14**
	219	90	3.1	8.00		**B5/B14**
	180	110	2.5	9.74		**B5/B14**
	156	126	2.2	11.21		**B5/B14**
	124	159	1.9	14.09		**B5/B14**
	98	203	2.2	17.95		**B5/B14**
	81	244	1.8	21.60		**B5/B14**
	67	297	1.5	26.30		**B5/B14**
	58	341	1.3	30.25		**B5/B14**
	45	443	1.1	39.26		**B5/B14**
	37	533	0.9	47.25		**B5/B14**
3						
(4.0 hp)	**263**	102	2.7	6.65	**CMB903**	**B5/B14**
	219	123	2.3	8.00		**B5/B14**
100LA4	**180**	150	1.9	9.74		**B5/B14**
(1750 min^{-1})	**156**	172	1.6	11.21		**B5/B14**
	124	217	1.4	14.09		**B5/B14**
	98	276	1.6	17.95		**B5/B14**
	81	332	1.4	21.60		**B5/B14**
	67	405	1.1	26.30		**B5/B14**
	58	466	1.0	30.25		**B5/B14**
3.7						
(5.0 hp)	**263**	126	2.2	6.65	**CMB903**	**B5/B14**
	219	152	1.8	8.00		**B5/B14**
112M4	**180**	185	1.5	9.74		**B5/B14**
(1750 min^{-1})	**156**	213	1.3	11.21		**B5/B14**
	124	267	1.1	14.09		**B5/B14**
	98	341	1.3	17.95		**B5/B14**
	81	410	1.1	21.60		**B5/B14**
	67	499	0.9	26.30		**B5/B14**
4.5						
(6.0 hp)	**263**	154	1.8	6.65	**CMB903**	**B5/B14**
	219	185	1.5	8.00		**B5/B14**
112MA4	**180**	225	1.2	9.74		**B5/B14**
(1750 min^{-1})	**156**	259	1.1	11.21		**B5/B14**
	124	325	0.9	14.09		**B5/B14**
	98	414	1.1	17.95		**B5/B14**
	81	499	0.9	21.60		**B5/B14**
5.5						
(7.5 hp)	**263**	188	1.5	6.65	**CMB903**	**B5/B14**
	219	226	1.2	8.00		**B5/B14**
112MB4	**180**	275	1.0	9.74		**B5/B14**
(1750 min^{-1})	**156**	316	0.9	11.21		**B5/B14**
	98	506	0.9	17.95		**B5/B14**

Dimensiones | *Dimensões* | Dimensions

CMB 402.. - CMBIS 402..

CMB 402 U..

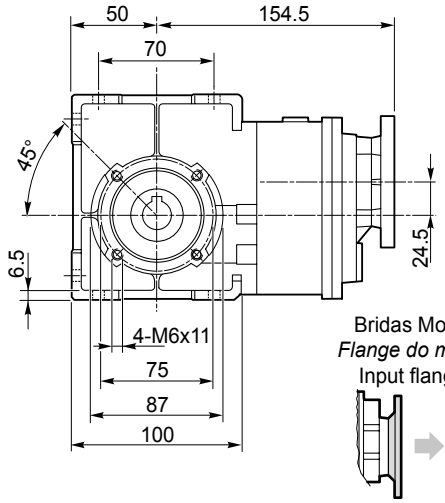

CMBIS 402 U..

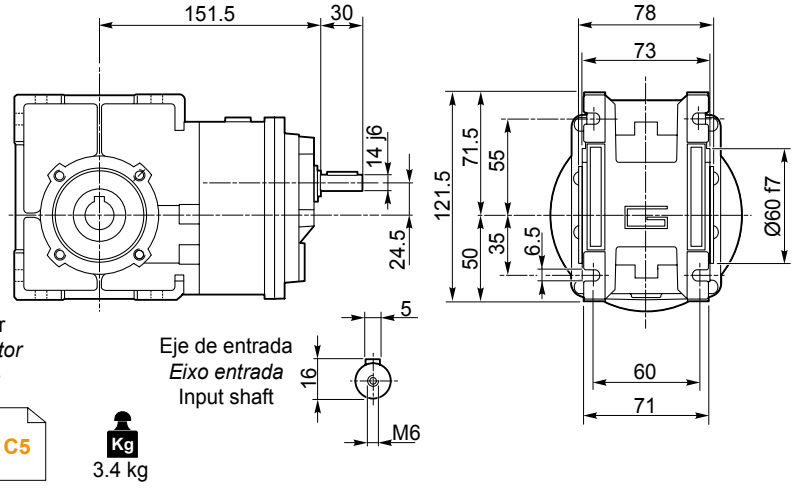

CMB 402 F..

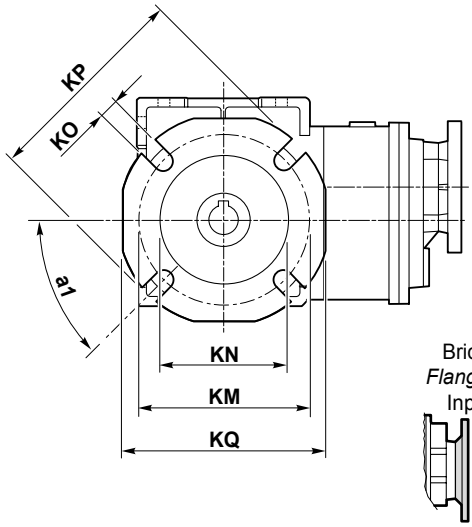

CMBIS 402 F..

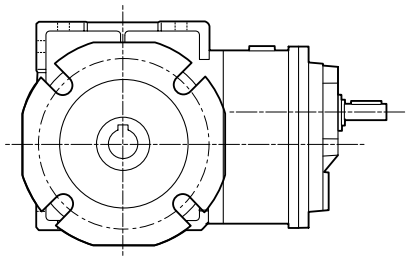

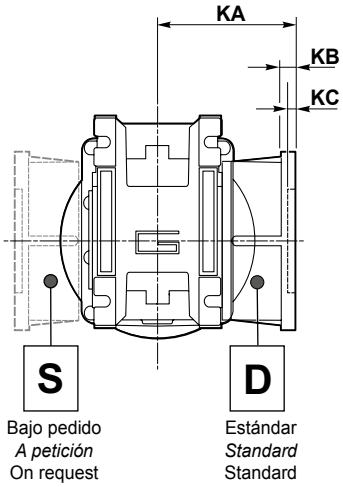

Versión F / *Versão F* / F Version										
CMB CMBIS	**a_1**	**KA**	**KB**	**KC**	**KM**	**KN** H8	**KO**	**KP**	**KQ**	**Brida / *Flange* / Flange** Tipo / *Tipo* / Type
402	45°	67	7.5	4.5	80-95	60	9	110	95	**F**
	45°	97	7.5	4.5	80-95	60	9	110	95	**FL**
	45°	80	8.5	5	115-125	95	9.5	140	112	**FB**

CMB 402.. D.. - CMBIS 402.. D..

Eje de salida hueco
Eixo saída vazado
Hollow output shaft

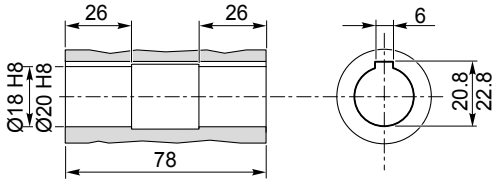

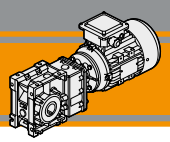

CMB 502.. - CMBIS 502..

CMB 502 U..

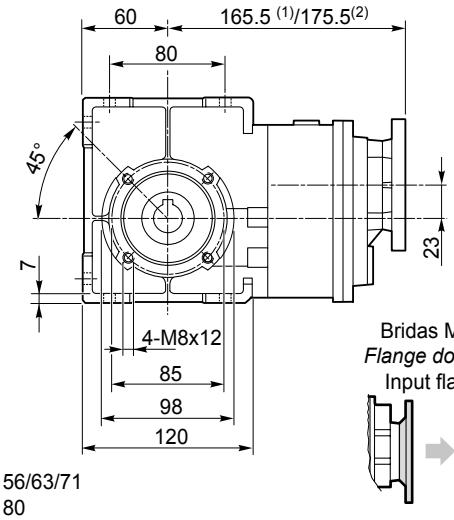

(1)IEC 56/63/71
(2)IEC 80

CMBIS 502 U..

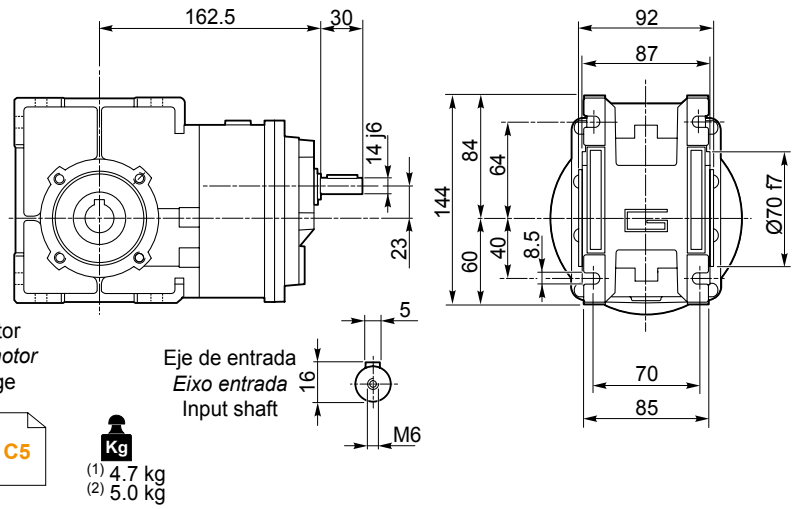

Bridas Motor
Flange do motor
Input flange

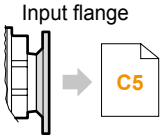

Kg
(1) 4.7 kg
(2) 5.0 kg

Eje de entrada
Eixo entrada
Input shaft

CMB 502 F..

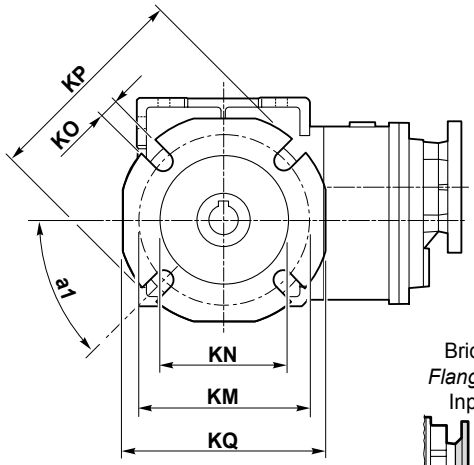

CMBIS 502 F..

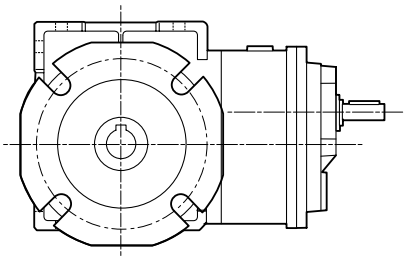

Bridas Motor
Flange do motor
Input flange

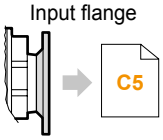

Kg
4.8 kg

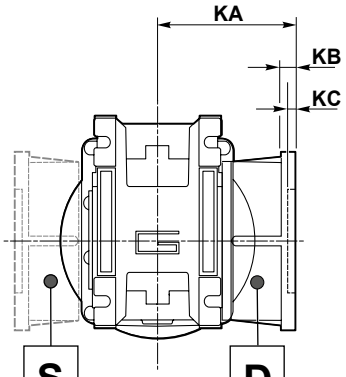

S
Bajo pedido
A petición
On request

D
Estándar
Standard
Standard

Versión F / *Versão F* / F Version										
CMB CMBIS	a_1	KA	KB	KC	KM	KN H8	KO	KP	KQ	Brida / *Flange* / Flange Tipo / *Tipo* / Type
502	45°	90	9	5	90-110	70	11	125	110	F
	45°	120	9	5	90-110	70	11	125	110	FL
	45°	89	9	5	130-145	110	9.5	160	132	FB

CMB 502.. D.. - CMBIS 502.. D..

Eje de salida hueco
Eixo saída vazado
Hollow output shaft

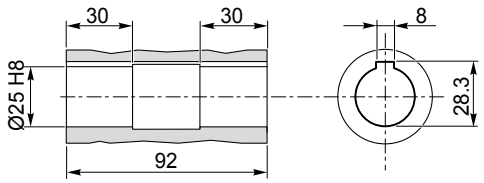

Dimensiones | *Dimensões* | Dimensions

CMB 633.. - CMBIS 633..

CMB 633 U..

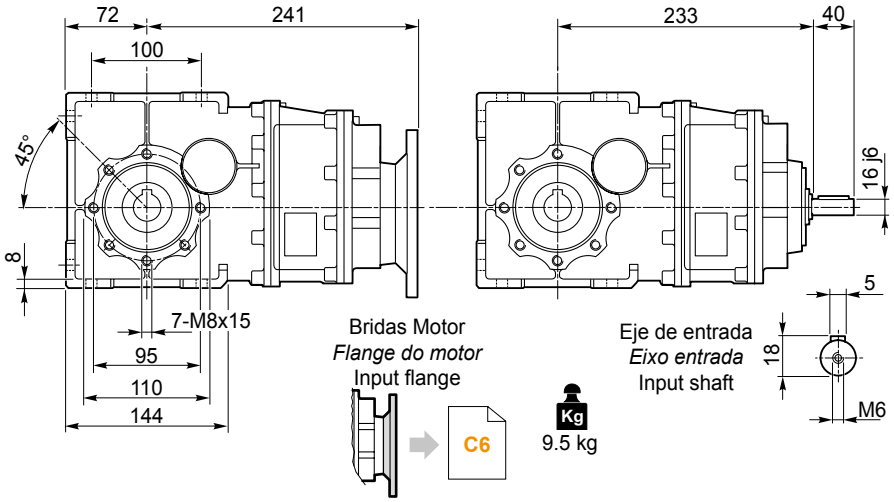

CMBIS 633 U..

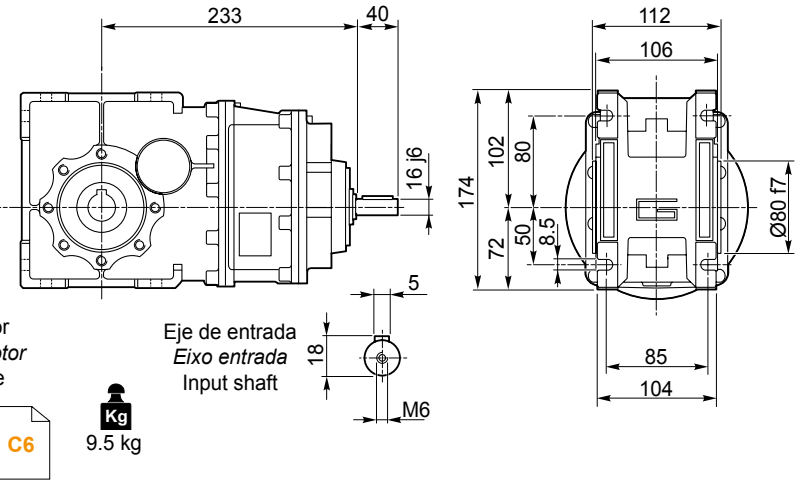

CMB 633 F..

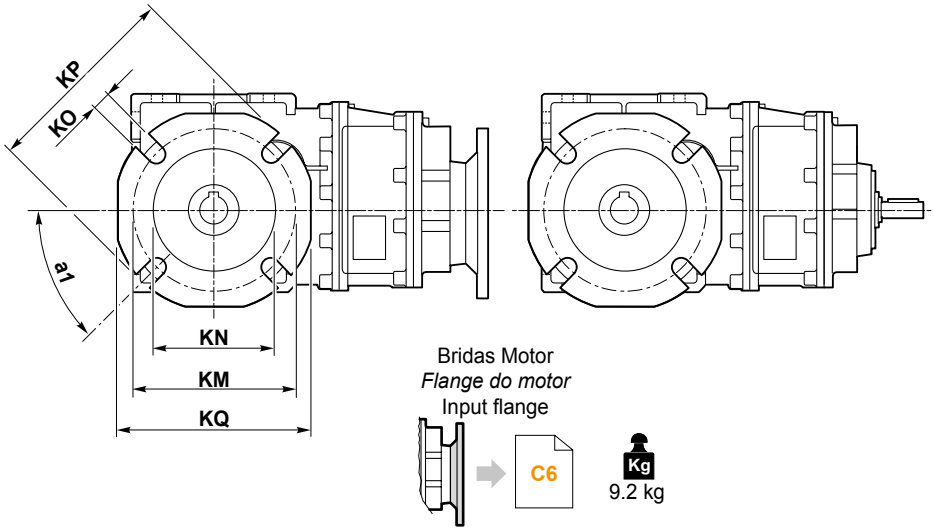

CMBIS 633 F..

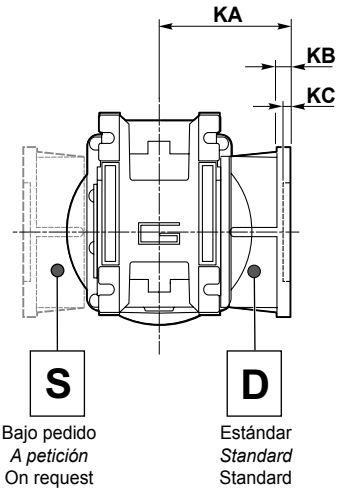

Versión F / *Versão F* / F Version										
CMB CMBIS	a_1	KA	KB	KC	KM	KN H8	KO	KP	KQ	Brida / *Flange* / Flange Tipo / *Tipo* / Type
633	45°	82	10	6	150-160	115	11	180	142	F
	45°	112	10	8	150-160	115	11	180	142	FL
	45°	98	11	5	165	130	11	200	160	FB

CMB 633.. D.. - CMBIS 633.. D..

Eje de salida hueco
Eixo saída vazado
Hollow output shaft

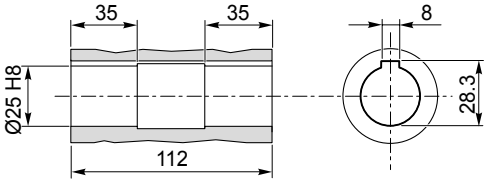

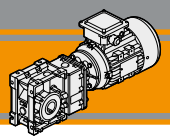

CMB 903.. - CMBIS 903..

CMB 903 U..

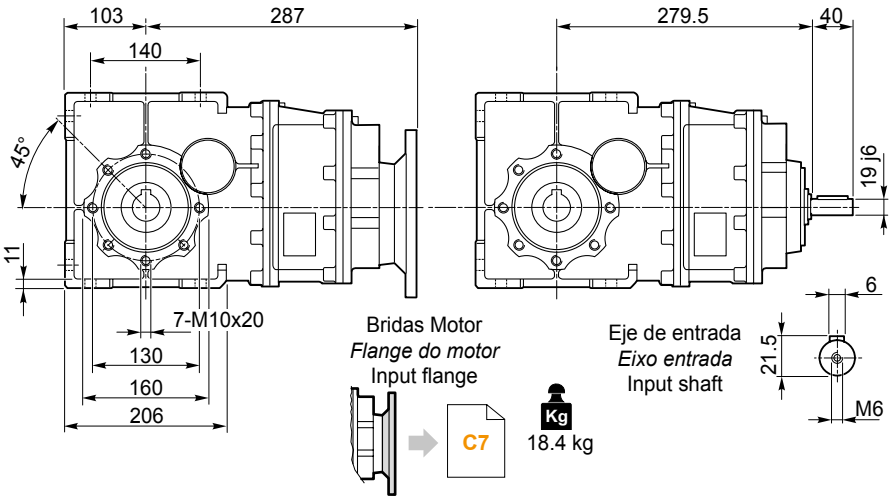

CMBIS 903 U..

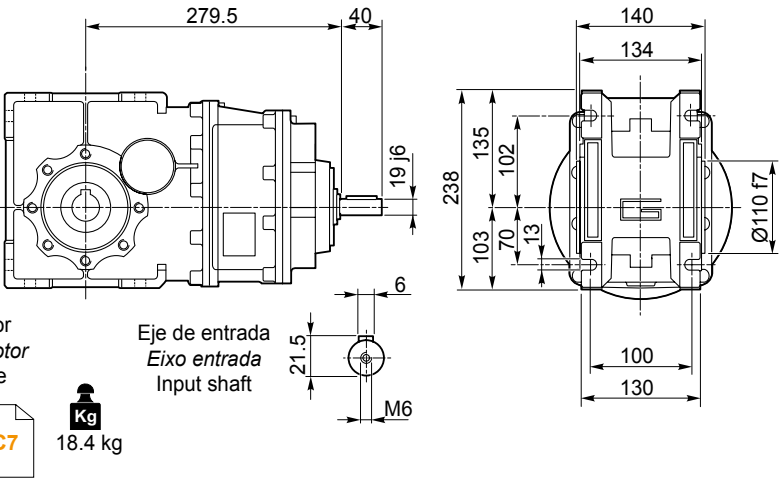

CMB 903 F..

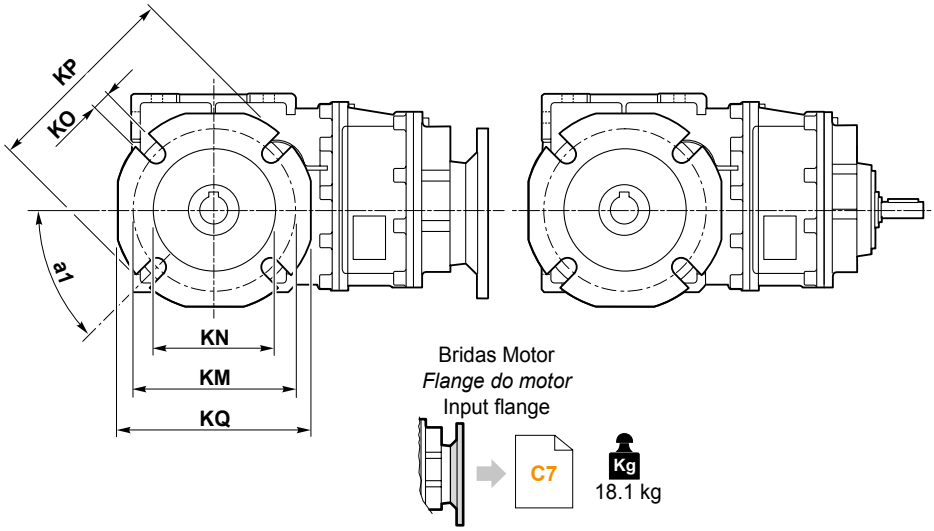

CMBIS 903 F..

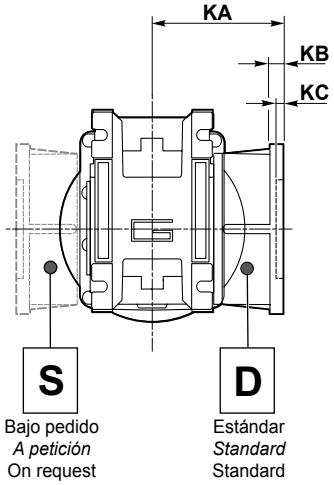

Versión F / *Versão F* / F Version										
CMB CMBIS	**a_1**	**KA**	**KB**	**KC**	**KM**	**KN** H8	**KO**	**KP**	**KQ**	**Brida / *Flange* / Flange** Tipo / *Tipo* / Type
903	45°	111	13	6	175-188	152	14	210	200	**F**

CMB 903.. D.. - CMBIS 903.. D..

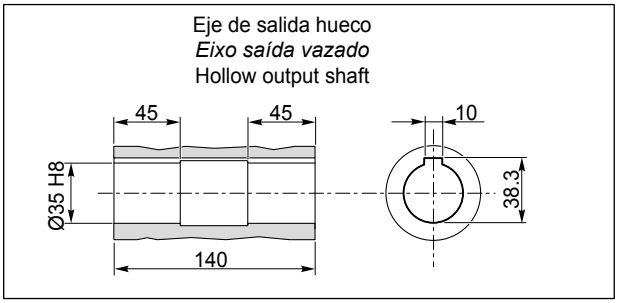

Accesorios — *Acessórios* — Accessories

SZ

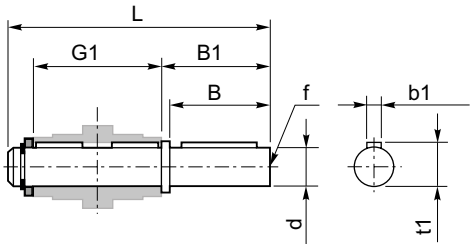

DZ

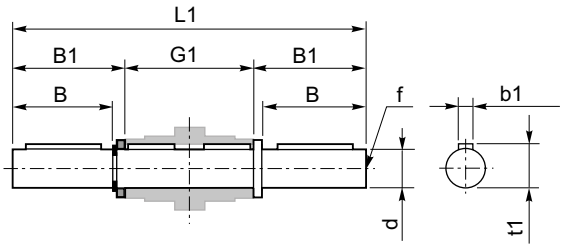

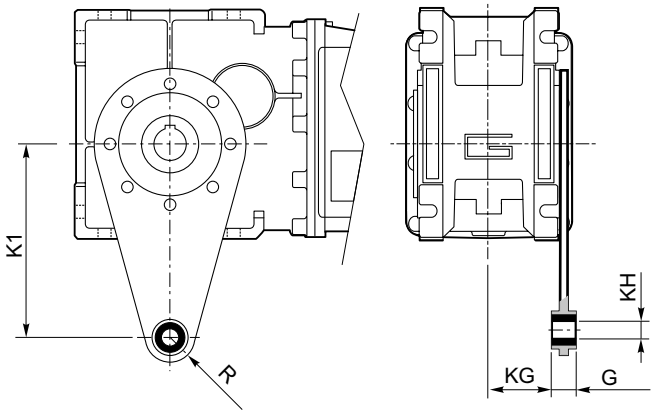

Eje de salida / *Eixo saída* / Output shaft

CMB CMBIS	d h7	B	B1	G1	L	L1	f	b1	t1
402	18	40	43	78	128	164	M6	6	20.5
502	25	50	53.5	92	153	199	M10	8	28
633	25	50	53.5	112	173	219	M10	8	28
903	35	80	84.5	140	234	309	M12	10	38

Brazo de reacción / *Braço de reação* / Torque arm

CMB CMBIS	K1	G	KG	KH	R
402	100	14	31	10	18
502	100	14	38	10	18
633	150	14	47.5	10	18
903	200	25	56.5	20	30

SC - Cubierta de seguridad / *Tampa de proteção* / Safety cover

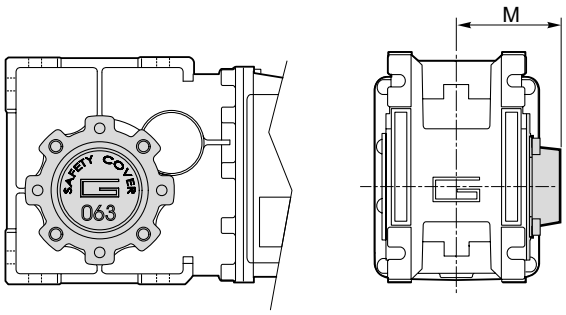

CMB CMBIS	M
402	54.5
502	62.5
633	73
903	94

MA TRANSTECNO S.A.P.I. DE C.V.
Av. Mundial # 176, Parque Industrial
JM Apodaca, Nuevo León,
C.P. 66600
MÉXICO
T +52 8113340920
info@transtecno.com.mx
www.transtecno.com.mx

TRANSTECNO SRL
Via Caduti di Sabbiuno, 11/D-E
40011 Anzola dell'Emilia (BO)
ITALY
T+39 051 64 25 811
F +39 051 73 39 04
sales@transtecno.com
www.transtecno.com

HANGZHOU TRANSTECNO POWER TRANSMISSIONS CO LTD
Changlian Road, Fengdu Industry zone,
Pingyao Town Yuhang Area,
Hangzhou, 311115 - CHINA
T +86 571 86 92 02 60
F +86 571 86 92 18 10
info-china@transtecno.com
www.transtecno.cn

CATACALU6OHZ0916

TRANSTECNO U.S.A. LLC
5440 S.W. 156th Place Miami,
FL 33185 - USA
Tel: +1 (305) 220-4423
Fax: +1 (305) 220-5945
usaoffice@transtecno.com

SALES OFFICE BRAZIL
Rua Dr. Freire Alemão 155 / 402 - CEP. 90450-060
Auxiliadora Porto Alegre RS - BRAZIL
Tel: +55 51 3251 5447
Fax: +55 51 3251 5447
Mobile: +55 51 811 45 962
braziloffice@transtecno.com
www.transtecno.com.br

TRANSTECNO B.V.
De Stuwdam, 43
3815 KM Amersfoort - NETHERLANDS
Tel: +31(0) 33 45 19 505
Fax: +31(0) 33 45 19 506
info@transtecno.nl
www.transtecno.nl

TRANSTECNO IBÉRICA
THE MODULAR GEARMOTOR, S.A.
C/Enginy, 2 Nave 6 - 08850 Gavà (Barcelona) - SPAIN
Tel: +34 931 598 950
info@transtecno.es
www.transtecno.es

SALES OFFICE FRANCE
12 Impasse des Mûriers
38300 Ruy - FRANCE
Tel: +33 (0) 6 85 12 09 87
Fax-Italy: +39 051 733 904
franceoffice@transtecno.com
www.transtecno.fr

SALES OFFICE GUANGZHOU
Room 401A, LeTian Building, No.188 TangAn Road,
Tianhe District, Guangzhou City, 510665 - CHINA
Tel: + 86 131 85 00 16 27
Fax: + 86 571 86 92 18 10
guangzhouoffice@transtecno.com

SALES OFFICE INDIA
A/10, Anagha, S.N. Road, Mulund (W) Mumbai
400080 - INDIA
Tel: +91 9820614698
Fax-Italy: +39 051 733 904
indiaoffice@transtecno.com

SALES OFFICE SOUTH KOREA
D-304 Songdo BRC Smart Valley 30, Songdomirae-ro,
Yeonsu-gu, Incheon, 406-840 - KOREA
Tel: +82 70 8288 2107
Fax: +82 32 815 2107
Mobile: +82 10 5094 2107
koreaoffice@transtecno.com

SALES OFFICE OCEANIA
44 Northview drive, Sunshine west 3020
Victoria - AUSTRALIA
Tel: +61 03 9312 4722
Fax: +61 03 9312 4714
Mobile: + 61 0438060997
oceaniaoffice@transtecno.com
www.transtecno.com.au

TRANSTECNO®
the modular gearmotor

www.transtecno.com

designed by Procedi srl